

## Appendix 1 – Consultation

Resident Feedback	Pages 2 to 17
Business Feedback	Pages 18 to 33
Business Petition	Pages 34 to 35
Letters of Support	Pages 36 to 47

## Year and month

^ 2022  
☒ October  
☐ November

- Please select a month under the year
- Ctrl select to select multiple options.

## Type of Respondent

☐ Business  
☐ Non-Resident  
☒ Resident

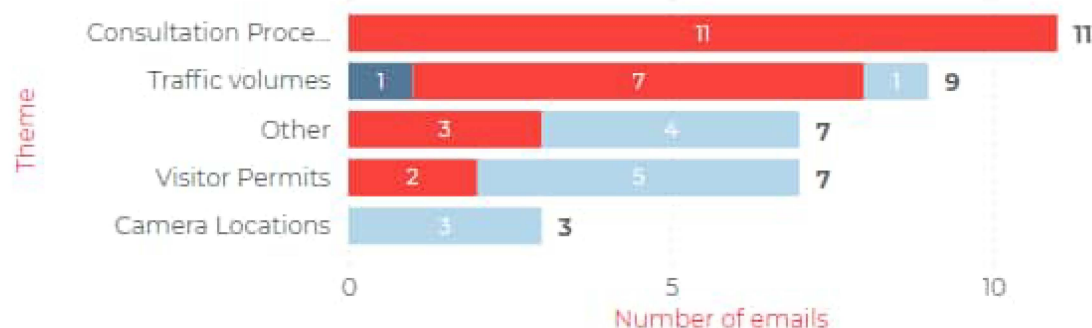
30  
Total Emails Received

29  
Total Respondents

04 Oct 22 - 31 Oct 22  
Report Period

## Top Themes

Sentiment ● Positive ● Negative ● Query

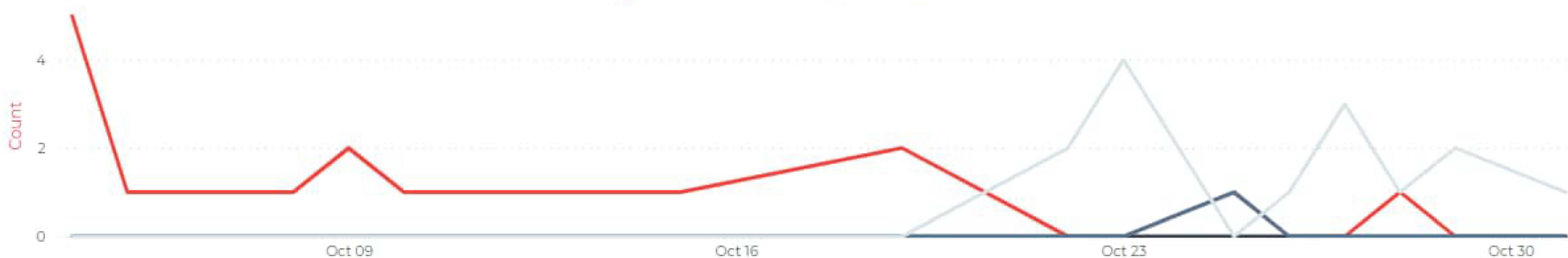


Line Chart

Bar Chart

## Sentiments across time

● Negative ● PCN Appeal ● Positive ● Query



## Year and month

^ 2022  
☐ October  
☒ November

- Please select a month under the year
- Ctrl select to select multiple options.

## Type of Respondent

☐ Business  
☐ Non-Resident  
☒ Resident

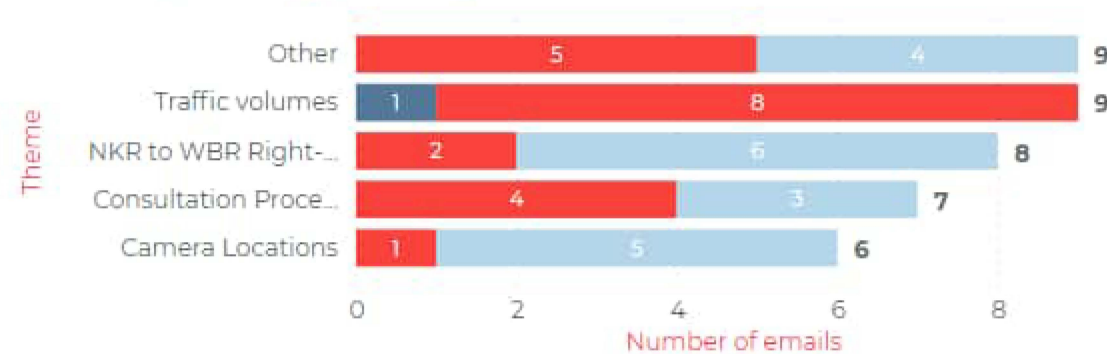
42  
Total Emails Received

37  
Total Respondents

01 Nov 22 - 30 Nov 22  
Report Period

## Top Themes

Sentiment ● Positive ● Negative ● Query

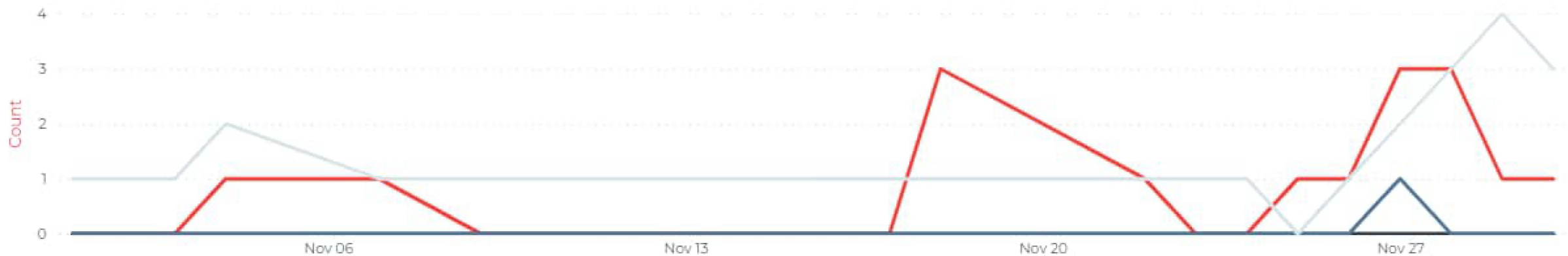


Line Chart

Bar Chart

## Sentiments across time

● Negative ● PCN Appeal ● Positive ● Query



## Year and month

- ☐ October
- ☐ November
- ☒ December

- Please select a month under the year
- Ctrl select to select multiple options.

## Type of Respondent

- ☐ Business
- ☐ Non-Resident
- ☒ Resident

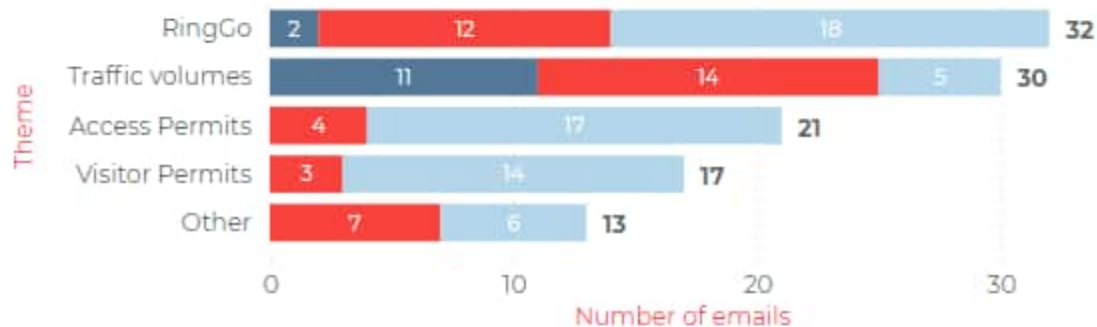
125  
Total Emails Received

119  
Total Respondents

01 Dec 22 - 31 Dec 22  
Report Period

## Top Themes

Sentiment ● Positive ● Negative ● Query

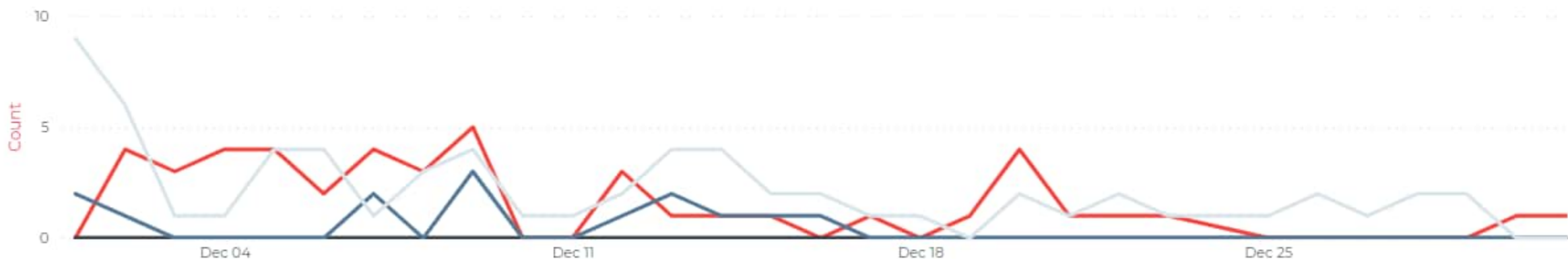


Line Chart

Bar Chart

## Sentiments across time

● Negative ● PCN Appeal ● Positive ● Query



## Year and month

^ 2023

- ☒ January
- ☐ February
- ☐ March

• Please select a month under the year

• Ctrl select to select multiple options.

165  
Total Emails Received

155  
Total Respondents

01 Jan 23 - 31 Jan 23

Report Period

## Type of Respondent

- ☐ Business
- ☐ Non-Resident
- ☒ Resident

## Top Themes

Sentiment ● Positive ● Negative ● Query ● Bridge Closure

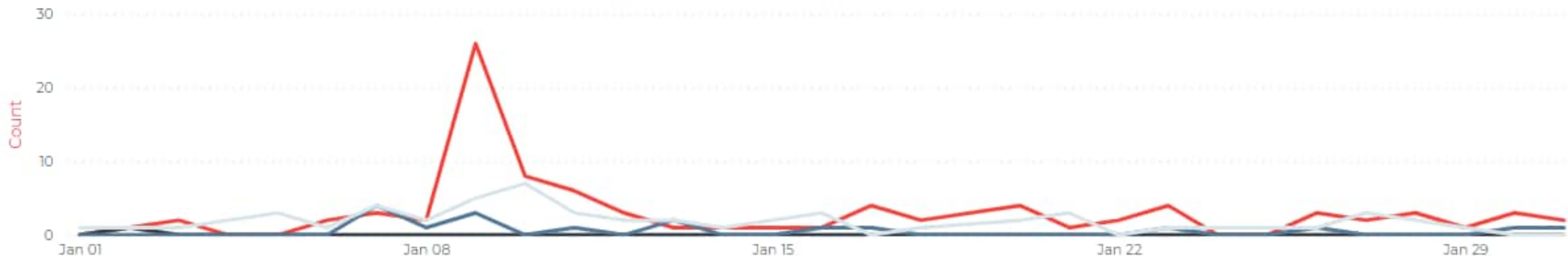


Line Chart

Bar Chart

## Sentiments across time

● Negative ● PCN Appeal ● Positive ● Query



## Year and month

2023

- ☐ January  
☒ February  
☐ March

- Please select a month under the year  
• Ctrl select to select multiple options.

## Type of Respondent

- ☐ Business  
☐ Non-Resident  
☒ Resident

67  
Total Emails Received

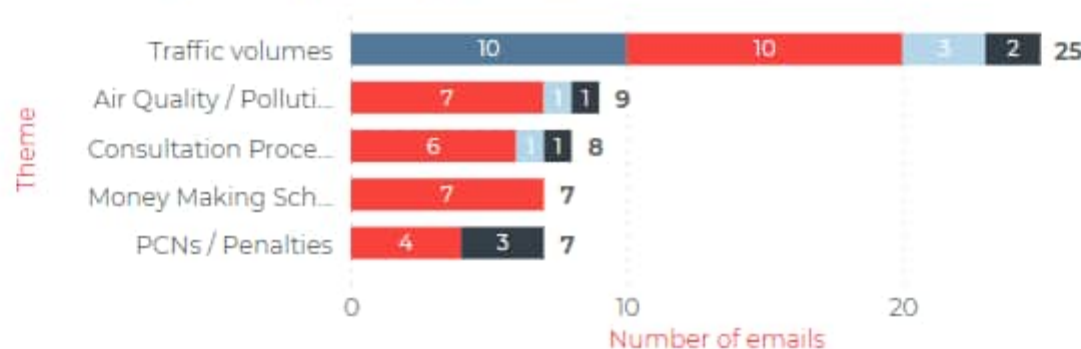
66  
Total Respondents

01 Feb 23 - 28 Feb 23

Report Period

## Top Themes

Sentiment ● Positive ● Negative ● Query ● Bridge Closure ● PCN Appeal



Line Chart

Bar Chart

## Sentiments across time

● Negative ● PCN Appeal ● Positive ● Query





## Year and month

^ 2023

- ☐ January
- ☐ February
- ☒ March

- Please select a month under the year
- Ctrl select to select multiple options.

## Type of Respondent

- ☐ Business
- ☐ Non-Resident
- ☒ Resident

127

Total Emails Received

122

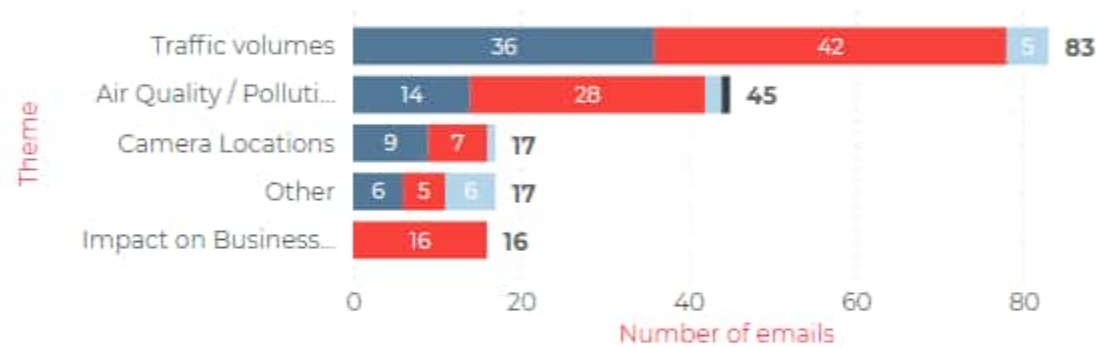
Total Respondents

01 Mar 23 - 31 Mar 23

Report Period

## Top Themes

Sentiment ● Positive ● Negative ● Query ● Bridge Closure

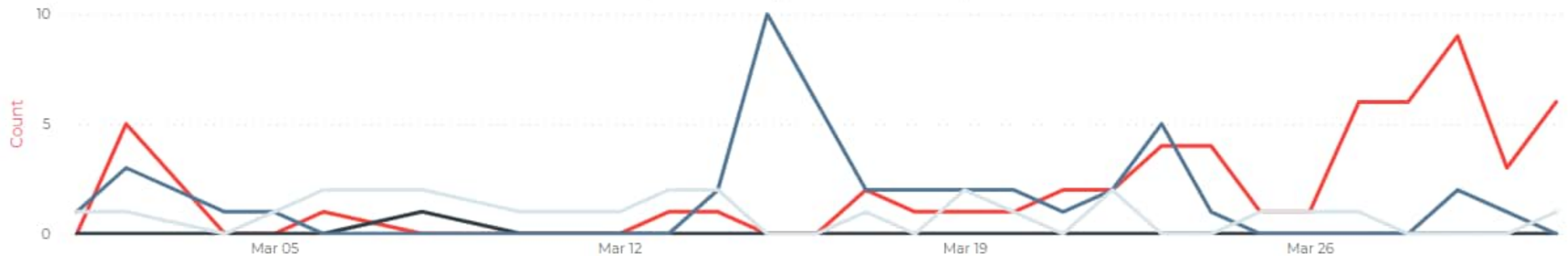


Line Chart

Bar Chart

## Sentiments across time

● Negative ● PCN Appeal ● Positive ● Query



## Year and month

- ☐ February  
☐ March  
☒ April  
☐ May

- Please select a month under the year  
• Ctrl select to select multiple options.

## Type of Respondent

- ☐ Business  
☐ Non-Resident  
☒ Resident

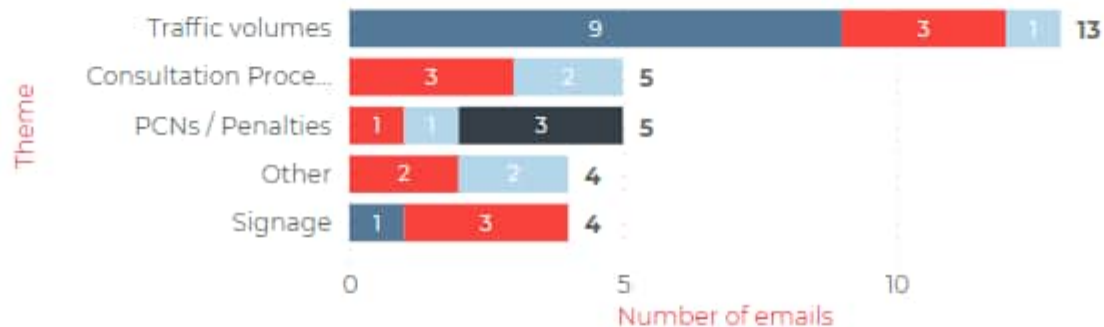
30  
Total Emails Received

30  
Total Respondents

05 Apr 23 - 30 Apr 23  
Report Period

## Top Themes

Sentiment ● Positive ● Negative ● Query ● PCN Appeal

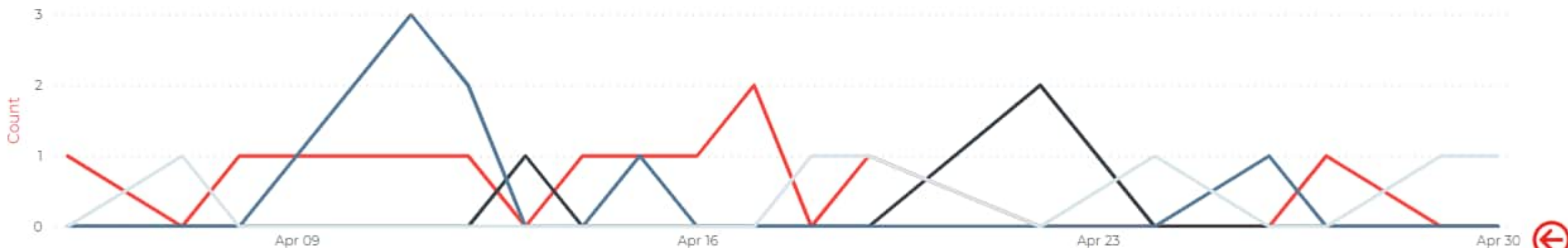


Line Chart

Bar Chart

## Sentiments across time

● Negative ● PCN Appeal ● Positive ● Query





## Year and month

- ☐ February  
☐ March  
☐ April  
☒ May

- Please select a month under the year
- Ctrl select to select multiple options.

**65**  
Total Emails Received

**62**  
Total Respondents

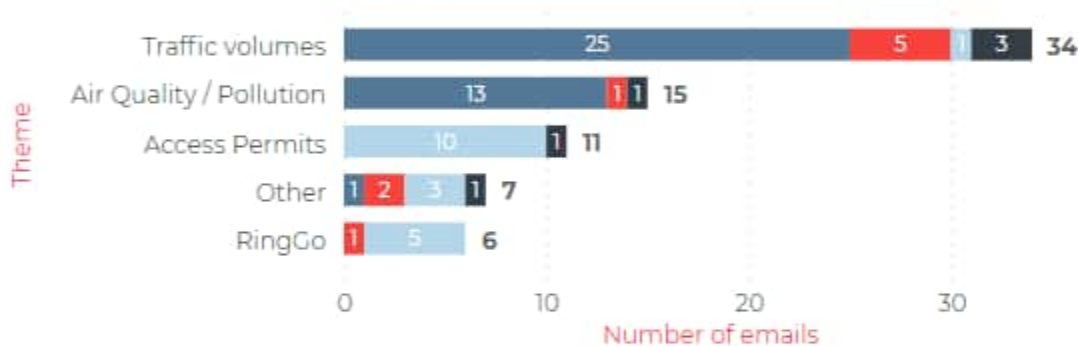
**01 May 23 - 31 May 23**  
Report Period

## Type of Respondent

- ☐ Business  
☐ Non-Resident  
☒ Resident

## Top Themes

Sentiment ● Positive ● Negative ● Query ● Bridge Closure

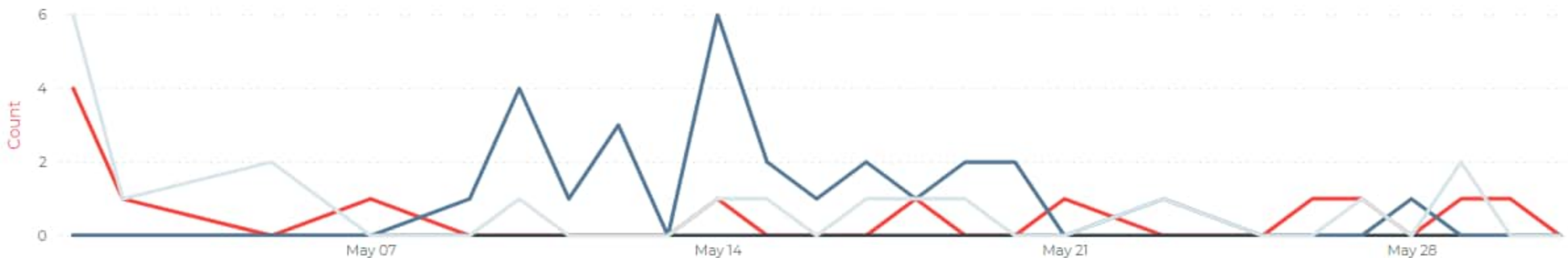


Line Chart

Bar Chart

## Sentiments across time

● Negative ● PCN Appeal ● Positive ● Query



## Year and month

- ☐ May  
☒ June  
☐ July  
☐ August

- Please select a month under the year  
• Ctrl select to select multiple options.

## Type of Respondent

- ☐ Business  
☐ Non-Resident  
☒ Resident

42  
Total Emails Received

39  
Total Respondents

01 Jun 23 - 30 Jun 23  
Report Period

## Top Themes

Sentiment ● Positive ● Negative ● Query ● Bridge Closure



Line Chart

Bar Chart

## Sentiments across time

● Negative ● PCN Appeal ● Positive ● Query



## Year and month

- ☐ May  
☐ June  
☒ July  
☐ August

- Please select a month under the year
- Ctrl select to select multiple options.

## Type of Respondent

- ☐ Business  
☐ Non-Resident  
☒ Resident

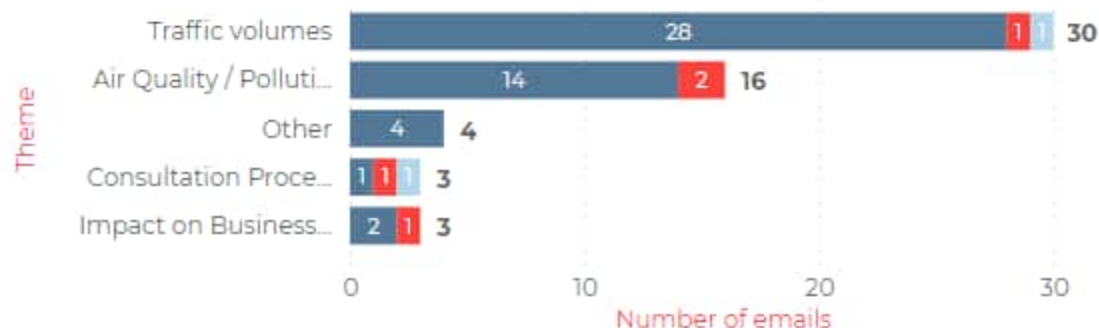
44  
Total Emails Received

44  
Total Respondents

01 Jul 23 - 31 Jul 23  
Report Period

## Top Themes

Sentiment ● Positive ● Negative ● Query

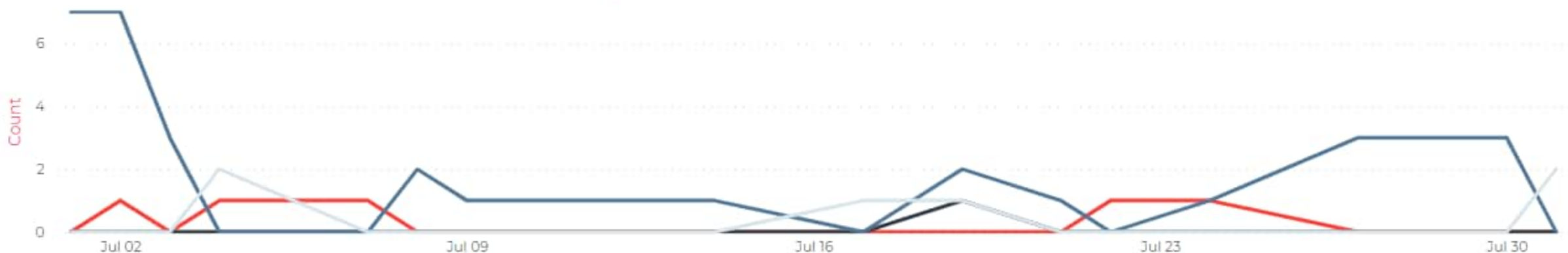


Line Chart

Bar Chart

## Sentiments across time

● Negative ● PCN Appeal ● Positive ● Query



## Year and month

- ☒ August  
☐ September  
☐ October

- Please select a month under the year.  
• Ctrl select to select multiple options.

## Type of Respondent

- ☐ Business  
☐ Non-Resident  
☒ Resident

28  
Total Emails Received

28  
Total Respondents

09 Aug 23 - 30 Aug 23  
Report Period

## Top Themes

Sentiment ● Positive ● Negative ● Query

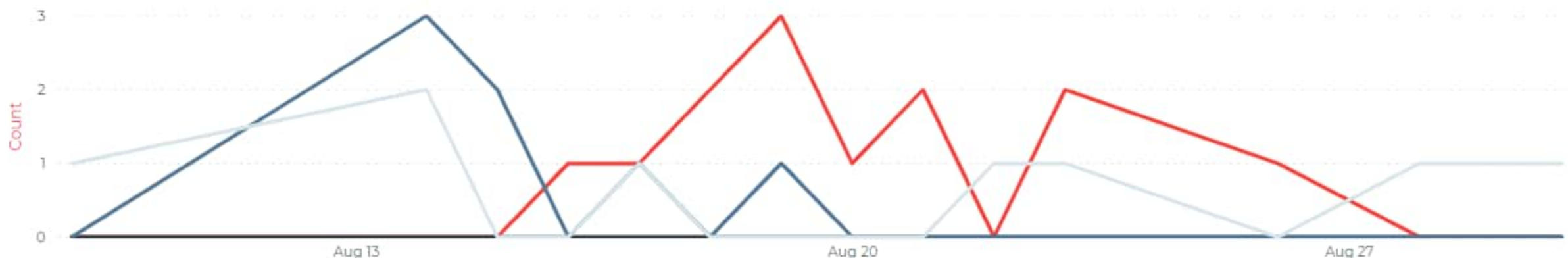


Line Chart

Bar Chart

## Sentiments across time

● Negative ● PCN Appeal ● Positive ● Query



## Year and month

- ☐ August  
☒ September  
☐ October

- Please select a month under the year  
• Ctrl select to select multiple options.

## Type of Respondent

- ☐ Business  
☐ Non-Resident  
☒ Resident

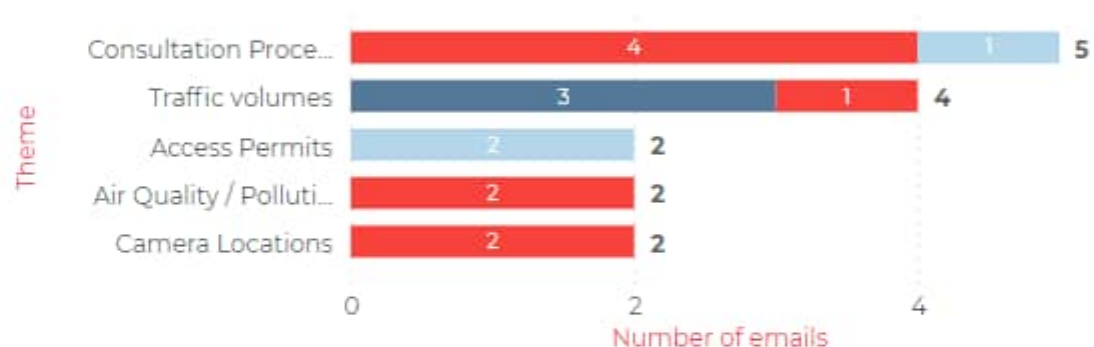
14  
Total Emails Received

13  
Total Respondents

04 Sep 23 - 30 Sep 23  
Report Period

## Top Themes

Sentiment ● Positive ● Negative ● Query

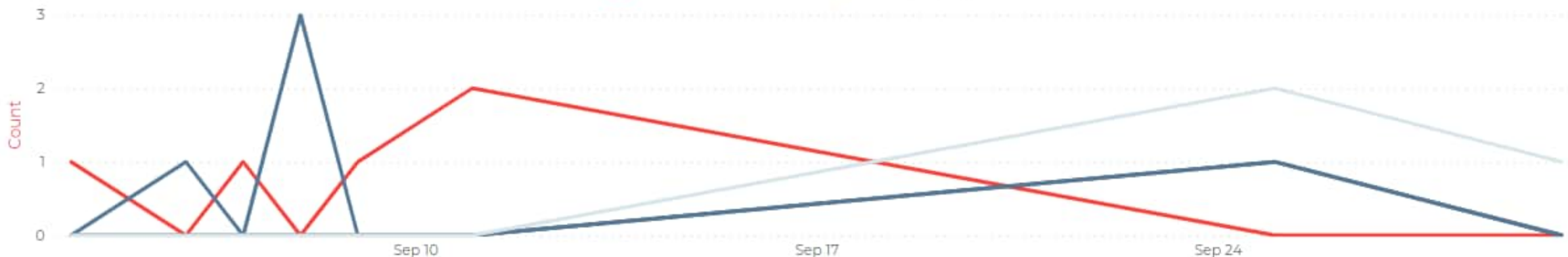


Line Chart

Bar Chart

## Sentiments across time

● Negative ● PCN Appeal ● Positive ● Query





## Year and month

- ☐ August  
☐ September  
☒ October

- Please select a month under the year  
• Ctrl select to select multiple options.

## Type of Respondent

- ☐ Business  
☐ Non-Resident  
☒ Resident

**23**  
Total Emails Received

**19**  
Total Respondents

**02 Oct 23 - 31 Oct 23**  
Report Period

## Top Themes

Sentiment ● Positive ● Negative ● Query

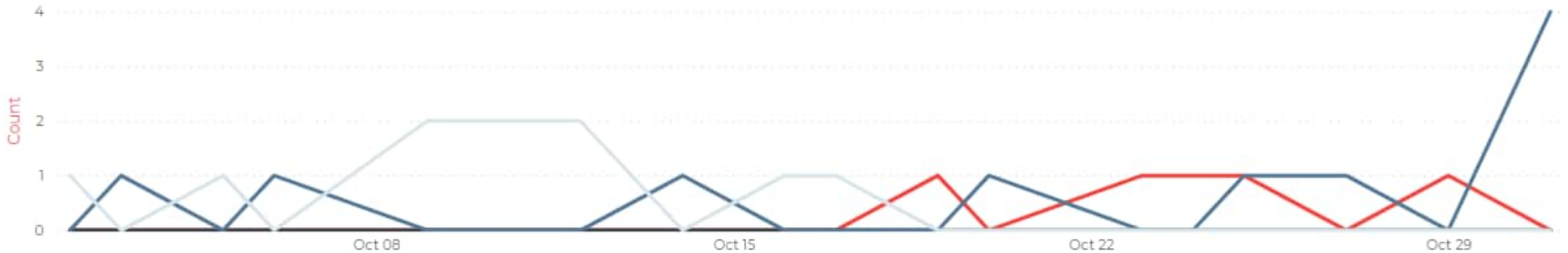


Line Chart

Bar Chart

## Sentiments across time

● Negative ● PCN Appeal ● Positive ● Query



## Year and month

- ☒ November  
☐ December  
▼ ☐ 2024

• Please select a month under the year  
• Ctrl select to select multiple options.

## Type of Respondent

- ☐ Business  
☐ Non-Resident  
☒ Resident

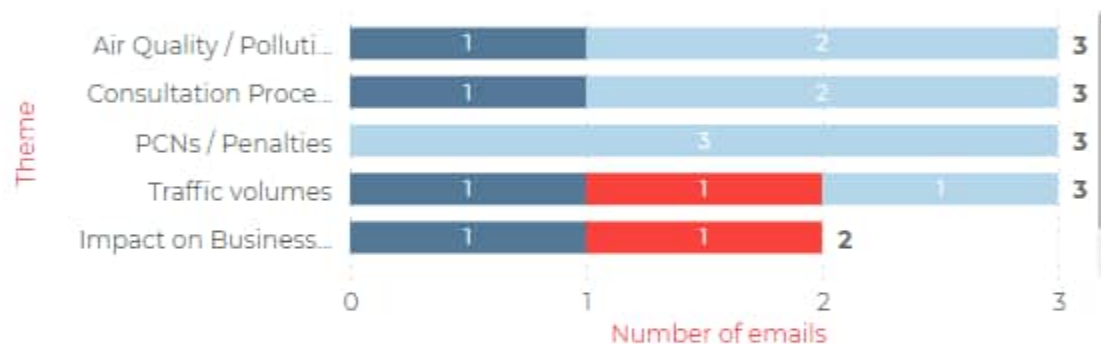
10  
Total Emails Received

9  
Total Respondents

01 Nov 23 - 28 Nov 23  
Report Period

## Top Themes

Sentiment ● Positive ● Negative ● Query

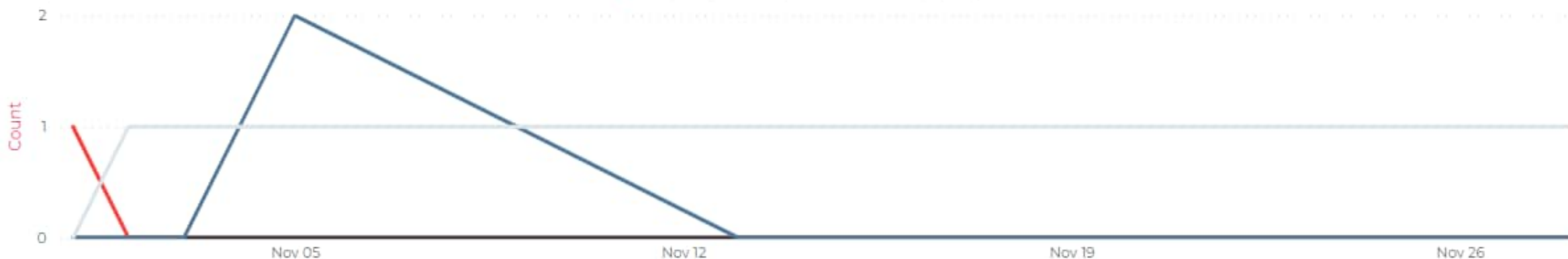


Line Chart

Bar Chart

## Sentiments across time

● Negative ● PCN Appeal ● Positive ● Query



## Year and month

☐ November  
☒ December  
2024

• Please select a month under the year  
• Ctrl select to select multiple options.

## Type of Respondent

☐ Business  
☐ Non-Resident  
☒ Resident

10  
Total Emails Received

10  
Total Respondents

04 Dec 23 - 23 Dec 23  
Report Period

## Top Themes

Sentiment ● Positive ● Negative ● Query

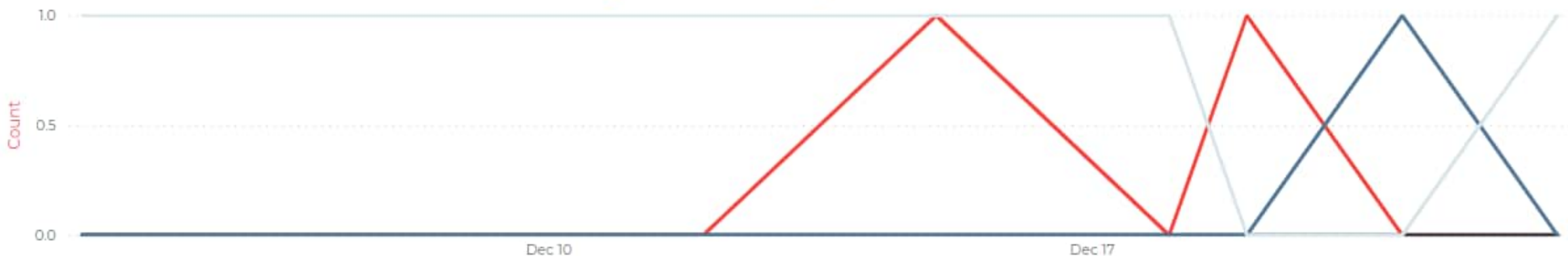


Line Chart

Bar Chart

## Sentiments across time

● Negative ● PCN Appeal ● Positive ● Query



## Year and month

December  
2024  
January

- Please select a month under the year
- Ctrl select to select multiple options.

## Type of Respondent

Business  
Non-Resident  
Resident

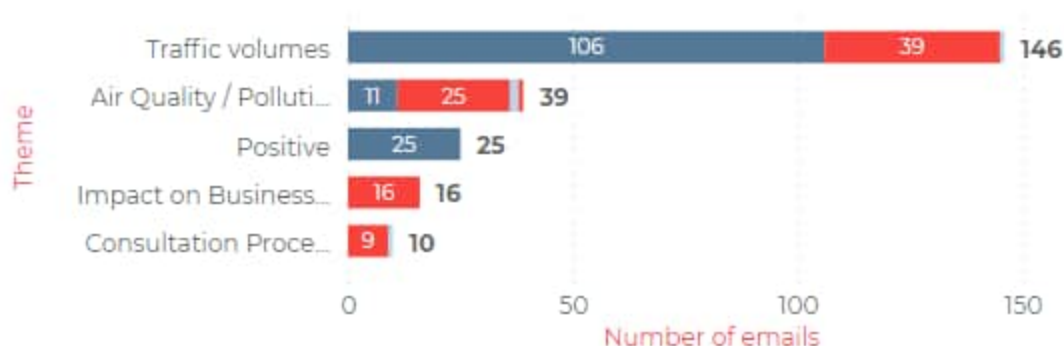
179  
Total Emails Received

175  
Total Respondents

06 Jan 24 - 31 Jan 24  
Report Period

## Top Themes

Sentiment ● Positive ● Negative ● Query

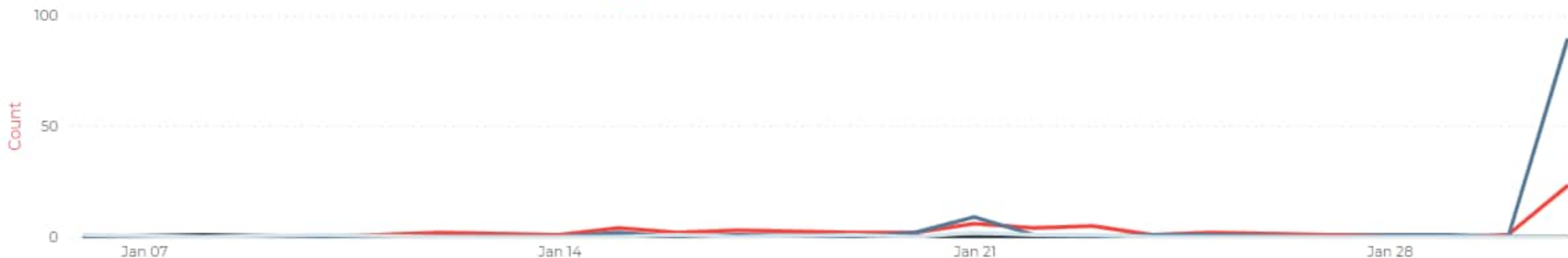


Line Chart

Bar Chart

## Sentiments across time

● Negative ● PCN Appeal ● Positive ● Query



## Year and month

^ 2022  
☒ October  
☐ November

- Please select a month under the year
- Ctrl select to select multiple options.

## Type of Respondent

☒ Business  
☐ Non-Resident  
☐ Resident

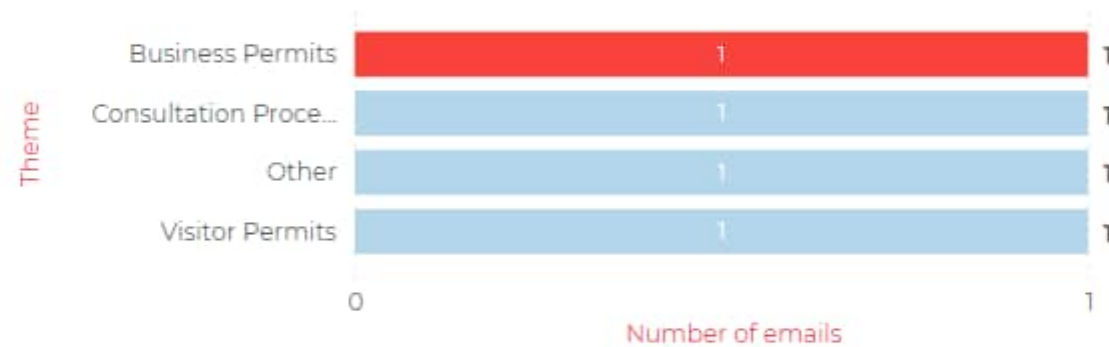
3  
Total Emails Received

3  
Total Respondents

27 Oct 22 - 31 Oct 22  
Report Period

## Top Themes

Sentiment ● Negative ● Query

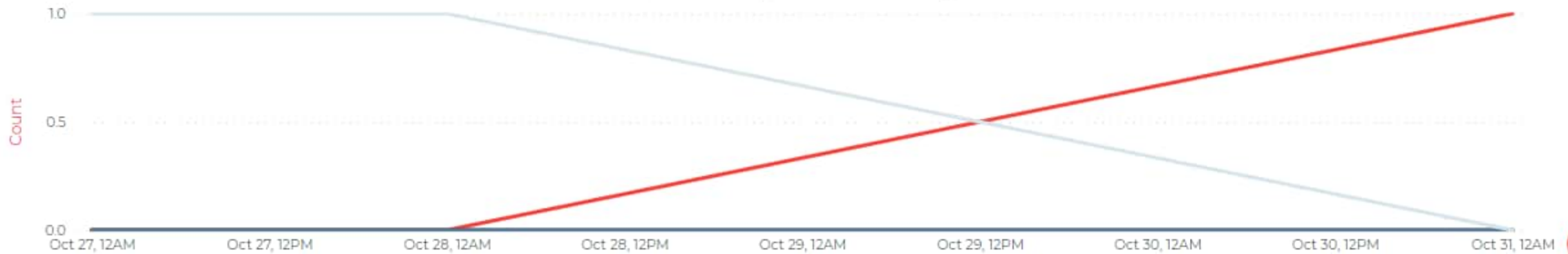


Line Chart

Bar Chart

## Sentiments across time

● Negative ● PCN Appeal ● Positive ● Query





## Year and month

^ 2022  
October  
November

- Please select a month under the year
- Ctrl select to select multiple options.

## Type of Respondent

Business  
Non-Resident  
Resident

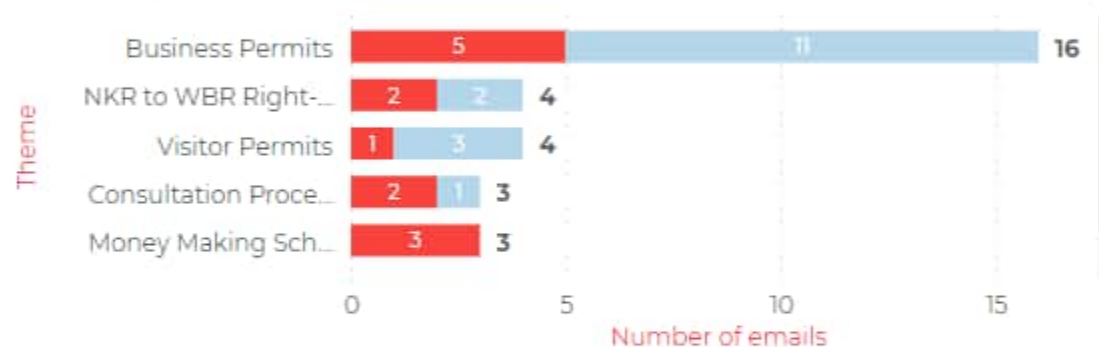
27  
Total Emails Received

26  
Total Respondents

01 Nov 22 - 30 Nov 22  
Report Period

## Top Themes

Sentiment ● Negative ● Query

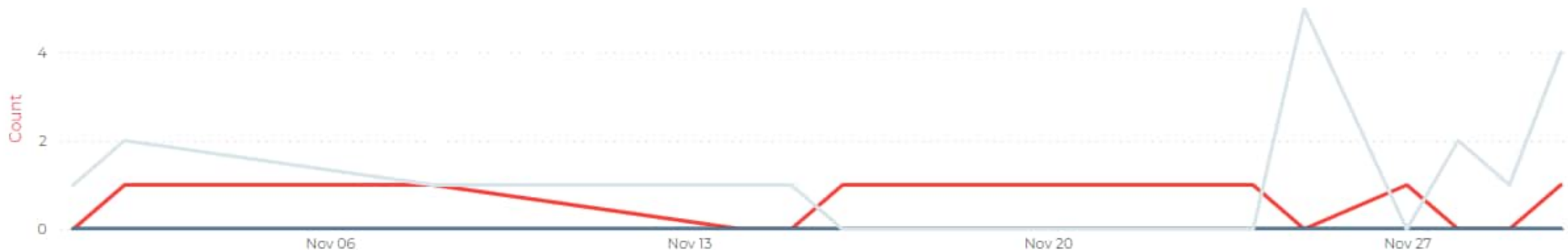


Line Chart

Bar Chart

## Sentiments across time

● Negative ● PCN Appeal ● Positive ● Query



## Year and month

- ☒ December
- ^ ☐ 2023
- ☐ January

- Please select a month under the year
- Ctrl select to select multiple options.

## Type of Respondent

- ☒ Business
- ☐ Non-Resident
- ☐ Resident

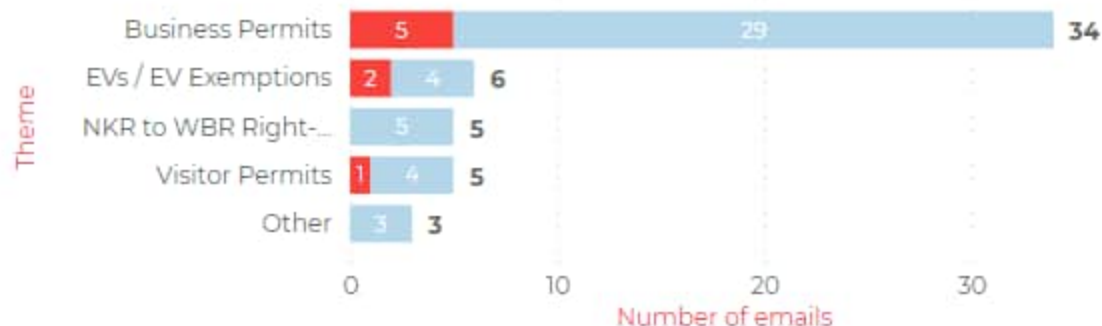
46  
Total Emails Received

42  
Total Respondents

01 Dec 22 - 22 Dec 22  
Report Period

## Top Themes

Sentiment ● Negative ● Query

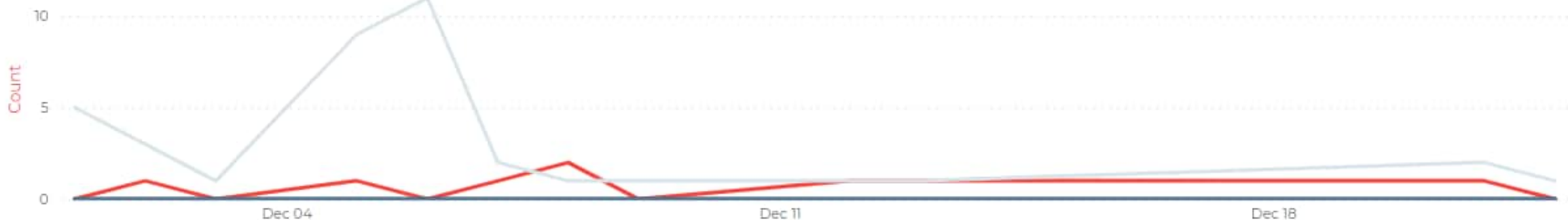


Line Chart

Bar Chart

## Sentiments across time

● Negative ● PCN Appeal ● Positive ● Query



## Year and month

☐ December  
^ ☒ 2023  
☒ January

- Please select a month under the year
- Ctrl select to select multiple options:

## Type of Respondent

☒ Business  
☐ Non-Resident  
☐ Resident

**64**  
Total Emails Received

**60**  
Total Respondents

**04 Jan 23 - 30 Jan 23**  
Report Period

## Top Themes

Sentiment ● Negative ● Query



Line Chart

Bar Chart

## Sentiments across time

● Negative ● PCN Appeal ● Positive ● Query



## Year and month

- ☐ January
- ☒ February
- ☐ March
- ☐ April

- Please select a month under the year
- Ctrl select to select multiple options.

## Type of Respondent

- ☒ Business
- ☐ Non-Resident
- ☐ Resident

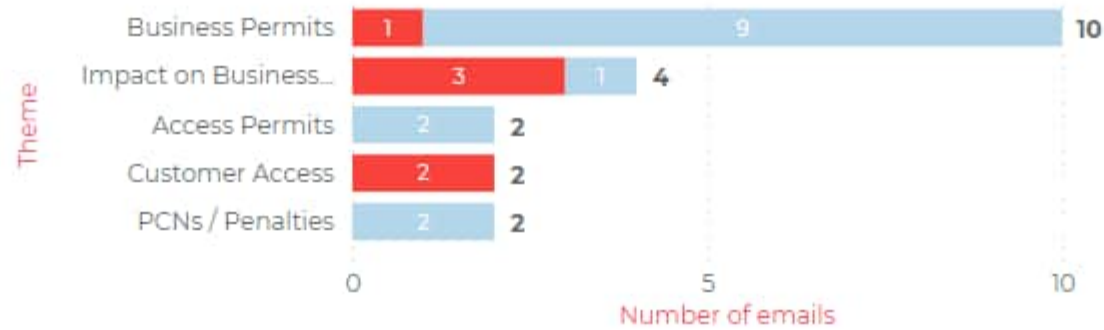
16  
Total Emails Received

16  
Total Respondents

01 Feb 23 - 27 Feb 23  
Report Period

## Top Themes

Sentiment ● Negative ● Query

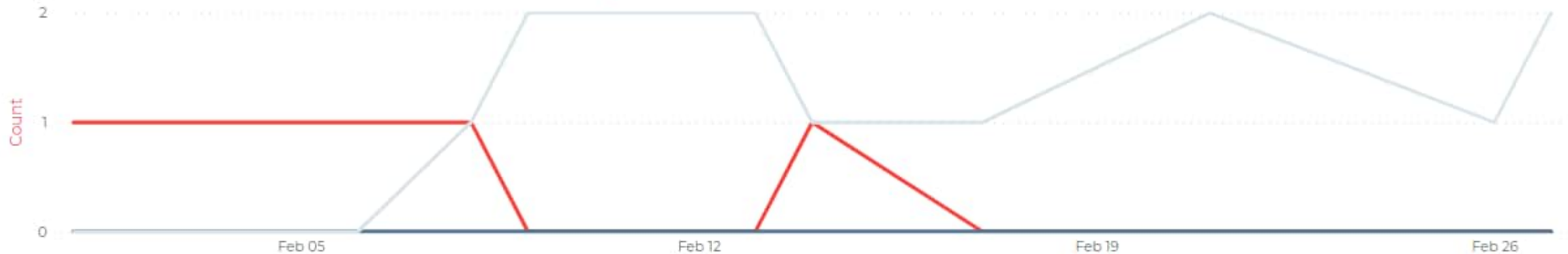


Line Chart

Bar Chart

## Sentiments across time

● Negative ● PCN Appeal ● Positive ● Query



## Year and month

- ☐ January  
☐ February  
☒ March  
☐ April

- Please select a month under the year.
- Ctrl select to select multiple options.

## Type of Respondent

- ☒ Business  
☐ Non-Resident  
☐ Resident

20  
Total Emails Received

18  
Total Respondents

02 Mar 23 - 31 Mar 23  
Report Period

## Top Themes

Sentiment ● Negative ● Query ● PCN Appeal

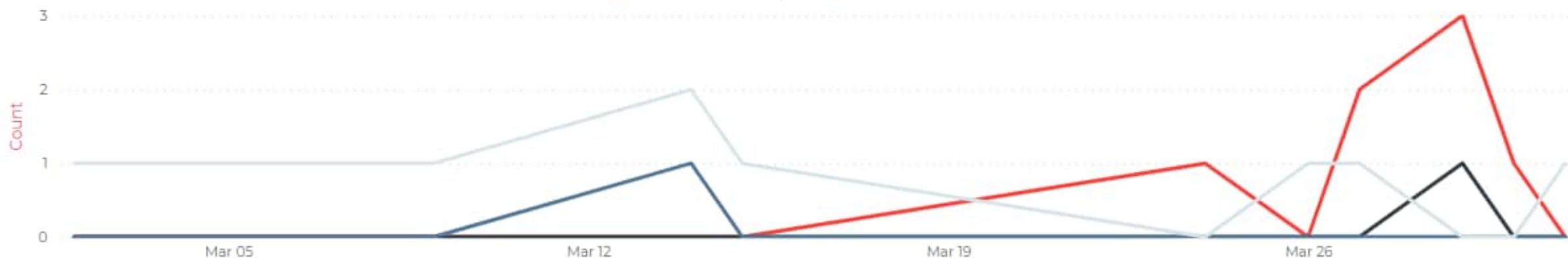


Line Chart

Bar Chart

## Sentiments across time

● Negative ● PCN Appeal ● Positive ● Query





## Year and month

- ☐ January  
☐ February  
☐ March

- Please select a month under the year  
• Ctrl select to select multiple options.

## Type of Respondent

- ☒ Business  
☐ Non-Resident  
☐ Resident

12  
Total Emails Received

12  
Total Respondents

02 Apr 23 - 21 Apr 23  
Report Period

## Top Themes

Sentiment ● Negative ● Query



Line Chart

Bar Chart

## Sentiments across time

● Negative ● PCN Appeal ● Positive ● Query



## Year and month

- ☐ March  
☐ April  
☒ May  
☐ June

- Please select a month under the year
- Ctrl select to select multiple options.

## Type of Respondent

- ☒ Business  
☐ Non-Resident  
☐ Resident

8  
Total Emails Received

8  
Total Respondents

02 May 23 - 30 May 23  
Report Period

## Top Themes

Sentiment ● Negative ● Query

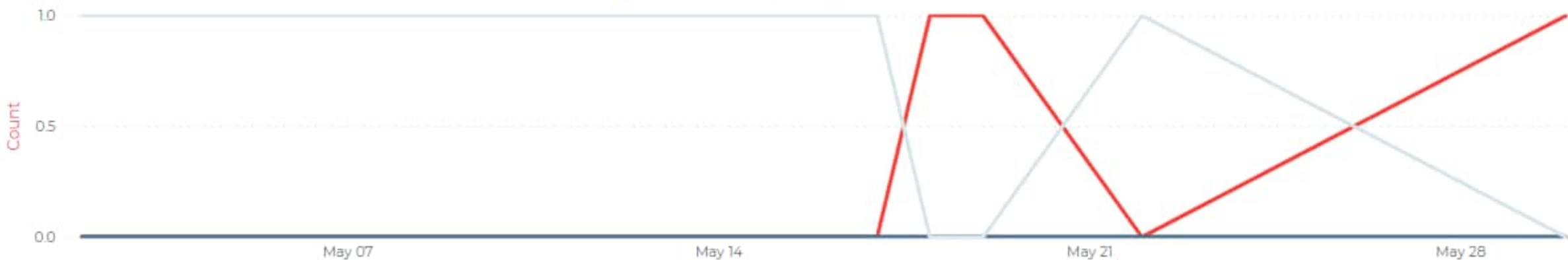


Line Chart

Bar Chart

## Sentiments across time

● Negative ● PCN Appeal ● Positive ● Query



## Year and month

- ☐ March
- ☐ April
- ☐ May
- ☒ June

• Please select a month under the year

• Ctrl select to select multiple options.

4  
Total Emails Received

3  
Total Respondents

08 Jun 23 - 09 Jun 23

Report Period

## Type of Respondent

- ☒ Business
- ☐ Non-Resident
- ☐ Resident

## Top Themes

Sentiment ● Query

Theme

Business Permits

4

0

1

2

3

4

Number of emails

Line Chart

Bar Chart

## Sentiments across time

● Negative ● PCN Appeal ● Positive ● Query

Count

3

2

1

0

Jun 08, 12AM

Jun 08, 3AM

Jun 08, 6AM

Jun 08, 9AM

Jun 08, 12PM

Jun 08, 3PM

Jun 08, 6PM

Jun 08, 9PM

Jun 09, 12AM



## Year and month

- ☐ June  
☒ July  
☐ August

- Please select a month under the year
- Ctrl select to select multiple options.

6  
Total Emails Received

5  
Total Respondents

03 Jul 23 - 27 Jul 23

Report Period

## Type of Respondent

- ☒ Business  
☐ Non-Resident  
☐ Resident

## Top Themes

Sentiment ● Positive ● Negative ● Query

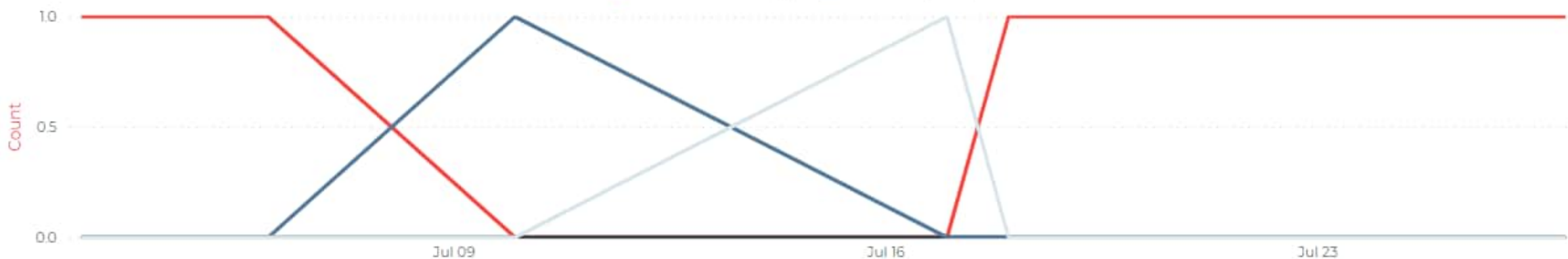


Line Chart

Bar Chart

## Sentiments across time

● Negative ● PCN Appeal ● Positive ● Query



## Year and month

- ☐ June
- ☐ July
- ☒ August

- Please select a month under the year
- Ctrl select to select multiple options.

## Type of Respondent

- ☒ Business
- ☐ Non-Resident
- ☐ Resident

9  
Total Emails Received

9  
Total Respondents

02 Aug 23 - 23 Aug 23  
Report Period

## Top Themes

Sentiment ● Negative ● Query ● PCN Appeal

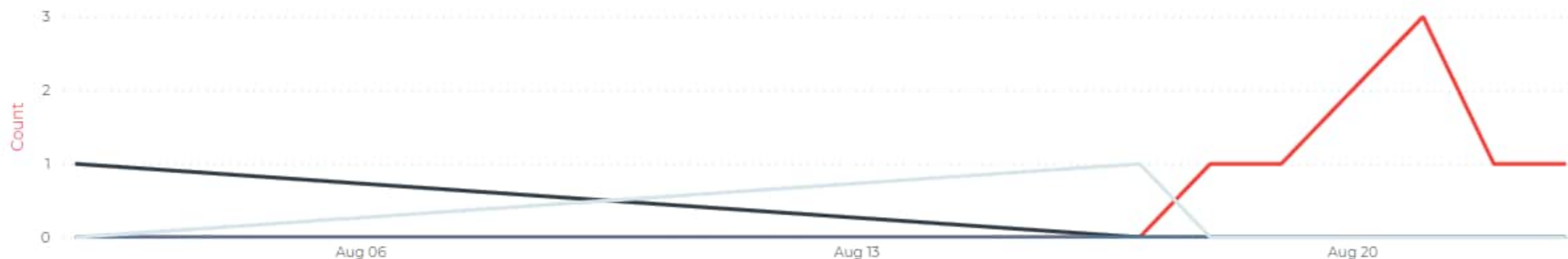


Line Chart

Bar Chart

## Sentiments across time

● Negative ● PCN Appeal ● Positive ● Query





## Year and month

- ☐ August  
☒ September  
☐ October

- Please select a month under the year.
- Ctrl select to select multiple options.

## Type of Respondent

- ☒ Business  
☐ Non-Resident  
☐ Resident

3  
Total Emails Received

3  
Total Respondents

07 Sep 23 - 20 Sep 23  
Report Period

## Top Themes

Sentiment ● Negative ● Query

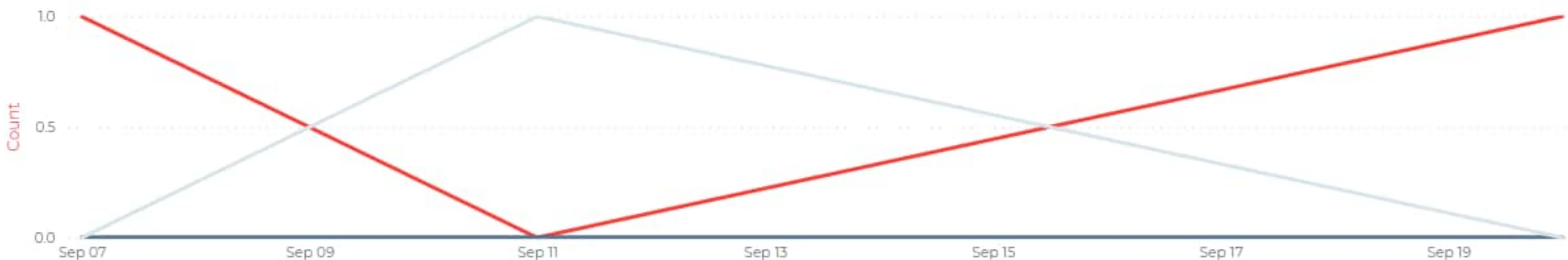


Line Chart

Bar Chart

## Sentiments across time

● Negative ● PCN Appeal ● Positive ● Query



## Year and month

- ☐ August  
☐ September  
☒ October

- Please select a month under the year  
• Ctrl select to select multiple options.

## Type of Respondent

- ☒ Business  
☐ Non-Resident  
☐ Resident

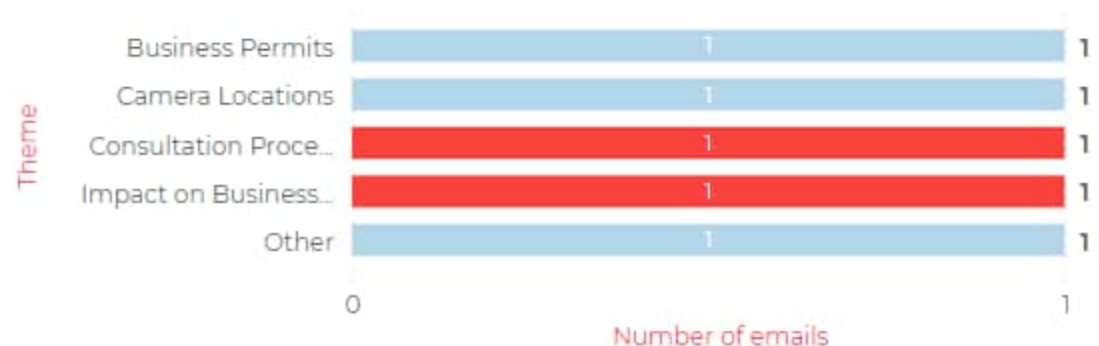
4  
Total Emails Received

4  
Total Respondents

11 Oct 23 - 30 Oct 23  
Report Period

## Top Themes

Sentiment ● Negative ● Query



Line Chart

Bar Chart

## Sentiments across time

● Negative ● PCN Appeal ● Positive ● Query



## Year and month

- ☐ September  
☐ October  
☒ November  
☐ December

- Please select a month under the year.  
• Ctrl select to select multiple options.

5  
Total Emails Received

5  
Total Respondents

14 Nov 23 - 28 Nov 23  
Report Period

## Type of Respondent

- ☒ Business  
☐ Non-Resident  
☐ Resident

## Top Themes

Sentiment ● Negative ● Query



Line Chart

Bar Chart

## Sentiments across time

● Negative ● PCN Appeal ● Positive ● Query



## Year and month

- ☐ September  
☐ October  
☐ November  
☒ December

- Please select a month under the year
- Ctrl select to select multiple options.

## Type of Respondent

- ☒ Business  
☐ Non-Resident  
☐ Resident

6  
Total Emails Received

6  
Total Respondents

04 Dec 23 - 29 Dec 23

Report Period

## Top Themes

Sentiment ● Negative ● Query

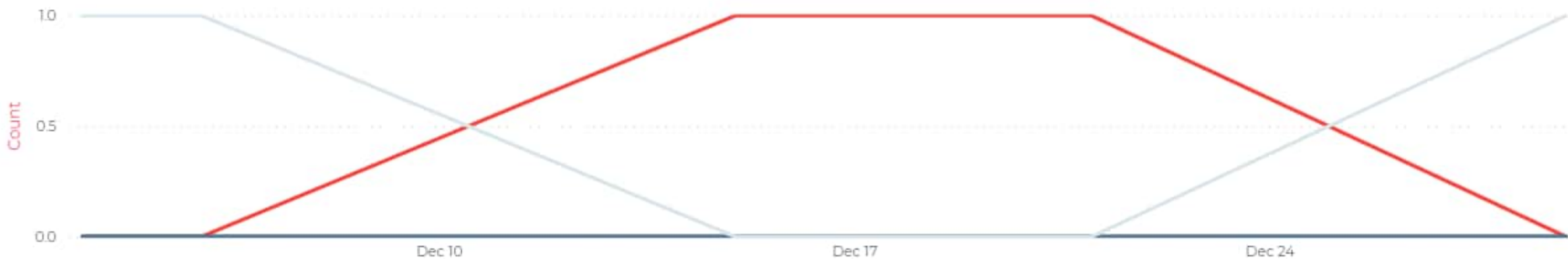


Line Chart

Bar Chart

## Sentiments across time

● Negative ● PCN Appeal ● Positive ● Query



## Year and month

☐ December  
^ ☒ 2024  
☒ January

• Please select a month under the year  
• Ctrl select to select multiple options.

## Type of Respondent

☒ Business  
☐ Non-Resident  
☐ Resident

6  
Total Emails Received

6  
Total Respondents

23 Jan 24 - 31 Jan 24  
Report Period

## Top Themes

Sentiment ● Positive ● Negative

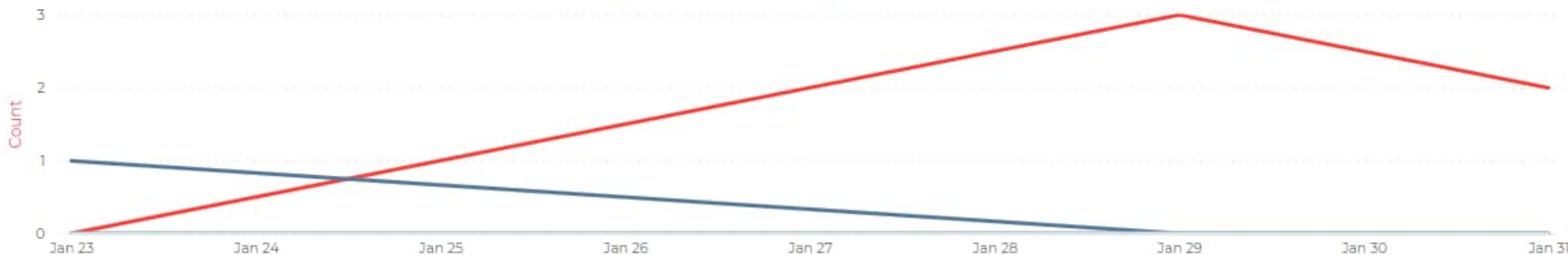


Line Chart

Bar Chart

## Sentiments across time

● Negative ● PCN Appeal ● Positive ● Query





---

## [Home](#)

» ePetition - Stop the Clean Air Neighbourhoods in South Fulham from killing off Local Businesses

## Petition

# ePetition details

## Stop the Clean Air Neighbourhoods in South Fulham from killing off Local Businesses

- [Browse all current ePetitions](#)

**We the undersigned petition the council to The Clean Air Neighbourhoods are killing local businesses. Please end the trial and turn off all the cameras in South Fulham**

South Fulham is a special place with a wonderful village feel. It is a destination, but since the scheme began there has been a frightening drop in customers which is threatening the existence of local shops, restaurants and services.

Since the Clean Air Neighbourhoods were introduced the businesses have seen on average a 25% drop in trading leaving many of them no choice but to close or relocate if the camera scheme continues

This ePetition ran from 29/06/2023 to 31/10/2023 and has now finished.

**595 people signed this ePetition.**



### Council response

Of the signatures submitted, 503 were determined to be valid under the Council's petition scheme.

On 1 December 2022, the Council launched a Clean Air Neighbourhood trial in the streets to the west of Wandsworth Bridge Road.

The Clean Air Neighbourhood trial was designed by residents supported by engineers from Hammersmith & Fulham Council. Its aim is to promote healthy living by protecting children and families from toxic air which can lead to dementia, cancers, heart disease, asthma, lung problems and early death.

The Clean Air Neighbourhood trial reduces pollution and improves air quality by discouraging out-of-borough motorists, who are not stopping to shop or visit friends and family, from using residential streets as cut-throughs. The ambition is to make South Fulham an even nicer place to live, work and shop.

So far, the trial to the west of Wandsworth Bridge Road has seen a reduction of over 7,000 vehicles a day using the side streets, resulting in an estimated 0.65 tonnes less of deadly nitrogen oxide (NOx) polluting the streets and 0.9 tonnes less of climate-damaging carbon emissions every day.

A previous trial to the streets to the east of Wandsworth Bridge Road saw a reduction of over 8,000 vehicles a day, resulting in an estimated 0.7 tonnes less of NOx and one tonne less of carbon emissions every day. That project was made permanent in December 2021.

The formal consultation period for the current trial, which is being conducted as an Experimental Traffic Management Order, runs for up to 18 months. As this petition was started and concluded during consultation process and as such it will be included as part information the cabinet will use to decide the future of the scheme when the trial concludes.

# Perrymead Street



~~Fulham~~ - ~~London~~ - SW6

## Re: Perrymead Street SW6 - Support for Clean Air Neighbourhood Scheme

Dear Council Leader Stephen Cowan,

We, the residents of Perrymead Street SW6, are writing this public letter to express our support for the Clean Air Neighbourhood ("CAN") scheme on the west side of Wandsworth Bridge Road. The implementation of this initiative has profoundly improved our quality of life in many ways.

For eight years the residents of Perrymead Street have actively and constructively engaged with Council Officers and Councillors to try to find a solution to the pollution and congestion that had blighted Perrymead Street because of the advent of Sat/Nav and the desire of cut-through drivers to use residential streets to shorten their journey to and from Wandsworth Bridge.

As you may be aware, Perrymead Street is a narrow residential street, with car parking on either side and ill-equipped to handle high levels of traffic. Perrymead Street was beset by queues of traffic, stationary cars and angry drivers. As we worked with the Council Officers to find a solution, we realised we were not alone in suffering from this problem and were gratified that the Council worked with residents from many streets as they sought to find a solution for the whole of the South Fulham area.

Because of the CAN scheme, traffic on the street has diminished dramatically, resulting in an ambience that's far removed from the previous cacophony of idling engines, blaring horns and raised voices, obscenities, threatened and actual violence that punctuated our peace, not just during rush hour but throughout the day.

Our street is no longer a racetrack for reckless drivers or a route for inappropriately large goods vehicles, who cut through our streets with no regard for residents, damaging trees and parked vehicles. The scheme has instead fostered a renewed sense of community, with our children and older people now able to cross the road safely to visit friends.

The benefits of the Clean Air Scheme are not just confined to a decrease in noise pollution. On our street there are residents of all ages, some with respiratory and asthma conditions, heart disease, high blood pressure. The reduction in the number of cars and their noxious exhaust fumes is a step in the right direction towards the environmental transformation we must achieve for everyone's health and wellbeing.



## Perrymead Street



Fulham = London = SW6

The transformation has been truly astonishing. Our street is now a pleasant residential one, as it was intended. It is safe for people of all ages, where residents can walk and cycle in safety. This has encouraged residents to use local businesses and shop locally and thus contribute to a flourishing neighbourhood economy.

We are also pleased to note that throughout the area of the CAN West scheme traffic been reduced by over 7000 cars a day. Nor has this reduction added to the overall volume of traffic on the perimeter roads (Wandsworth Bridge Road and New King's Road) – source: Council update May 2023.

The Clean Air Neighbourhood scheme has served as a catalyst for our neighbourhood to adopt a more community-centric ethos, encouraging us to spend more time walking and cycling around local streets that are now cleaner and quieter.

The impact on our collective health and wellbeing has been resoundingly positive. In light of these compelling reasons, we urge you to make this scheme permanent – it has proven to be nothing short of transformative for our neighbourhood. We firmly believe that its continuation will only further enhance the health, safety and camaraderie of our cherished community.

Yours sincerely,

- The undersigned residents of Perrymead Street SW6

To comply with GDPR, the scan of the following signature pages has been submitted only to the below LBHF email leadership addresses (with original signature pages delivered by hand to Stephen Cowan, Leader, LBHF).

1. [CleanAirNeighbourhoods@lbhf.gov.uk](mailto:CleanAirNeighbourhoods@lbhf.gov.uk)
2. [CLEANsouthfulham@lbhf.gov.uk](mailto:CLEANsouthfulham@lbhf.gov.uk)
3. [ben.coleman@lbhf.gov.uk](mailto:ben.coleman@lbhf.gov.uk) Deputy Leader
4. [sharon.holder@lbhf.gov.uk](mailto:sharon.holder@lbhf.gov.uk) Cabinet Member for Public Realm
5. [john.galsworthy@lbhf.gov.uk](mailto:john.galsworthy@lbhf.gov.uk) Director of Climate Change and Transport at LBHF.

# CLANCARTY ROAD

INCL BRIGHTWELLS, LOWLANDS & BROOM FARM  
FULHAM - LONDON - SW6

26 September 2023

## Clancarty Road SW6 Resident Support for Clean Air Neighbourhood Scheme

Dear Councillor Cowan,

We, the residents of Clancarty Road SW6, are writing this public letter to express our support for the Clean Air Neighbourhood Scheme (the **CAN**) on the west side of Wandsworth Bridge Road (**WBR**).

Clancarty Road, as you will be aware, is a narrow residential street with WBR at one end, Peterborough Road at the other end and a turn onto Settrington Road in the middle. On the stretch of road from WBR to Settrington Road (**Clancarty East**) the road is narrow and there is car parking on either side. On the stretch from Settrington Road to Peterborough Road (**Clancarty West**) there is South Park on one side and Lycée Francais L'Ecole Marie d'Orliac / Fulham Bilingual School on the other side. The pavement outside this school was widened a few years ago which means the road there is narrow. Having a school on the road means the whole of Clancarty Road (but particularly Clancarty West) is extremely busy at school drop off and pick up times.

Prior to the CAN, Clancarty West had sadly evolved into part of a "rat run" meaning the road was frequently impassably busy with aggravated drivers jostling to squeeze their cars through the narrow streets. This volume of traffic and the accompanying driver-angst was dangerous for everyone using Clancarty Road: the school children who walk to and from WBR to the numerous local schools (The Fulham Bilingual, Lycée Francais L'Ecole Marie d'Orliac, Sullivan Primary School, Hurlingham Academy and Thomas's School), dog walkers, tennis players and other park users, visitors to the SEACC and there are also children playing in the Marie d'Orliac / Fulham Bilingual playground which runs alongside Clancarty Road.

The CAN has resulted in a vast improvement to the atmosphere and safety in our road, including a decrease in traffic, pollution, road rage, damage to our cars and noise pollution. Since the implementation of the CAN, traffic on Clancarty Road as a whole has reduced significantly, and it has particularly saved Clancarty West from

the untenable levels of traffic that were causing daily issues on that stretch of the road. It has made the whole area a more pleasant place and, as a direct result of the scheme, we have heard that residents feel more inclined to choose to walk or cycle through the back streets to their local shops.

While the signatories of this letter support the CAN, we do have some concerns and recognise that there are some consequences (expected and unexpected) that have arisen. We believe there are solutions if we work together in a constructive way during this trial period and we appreciate the council's ongoing support on these matters.

Despite these issues, we do not want the traffic to go back to how it was before the CAN and we believe the scheme provides a vast improvement for the residents of Clancarty Road and for the whole the wider area, hence the below residents of Clancarty Road, Birightwells, Lowlands and Broom Farm have signed this letter of support.

Yours sincerely,

- **The undersigned residents of Clancarty Road SW6 (incl Brightwells, Lowlands & Broom Farm)**

To comply with GDPR, the scan of the following signature pages has been submitted only to the below LBHF email leadership addresses (with original signature pages delivered by hand to Stephen Cowan, Leader, LBHF).

1. CleanAirNeighbourhoods@lbhf.gov.uk
2. CLEANsouthfulham@lbhf.gov.uk
3. ben.coleman@lbhf.gov.uk Deputy Leader
4. sharon.holder@lbhf.gov.uk Cabinet Member for Public Realm
5. john.galsworthy@lbhf.gov.uk Director of Climate Change and Transport at Hammersmith & Fulham Council



15 October 2023

*Re: Narborough Street SW6 Support for Clean Air Neighbourhood Scheme*

Dear Councillor Cowan,

The undersigned residents of Narborough Street, SW6, are writing to express our firm support for the Clean Air Neighbourhood ("CAN") scheme on the west side of Wandsworth Bridge Road.

We believe the initiative has greatly improved life on our street and in our neighbourhood. No more a line of cars idling outside our homes waiting to turn onto the Wandsworth Bridge Road, bringing noise, pollution, and security risks. It has also eliminated cars zooming up Narborough Street, despite the presence of children and people of all ages, in non-peak times. We feel happier, safer and can breathe easier – especially those on our street, including young people, with asthma.

For the first time many of us living here can remember, we are enjoying walking in the neighbourhood. For those of us with children at Marie D'Orliac/Fulham Bilingual School on Clancarty Road, we can get our children to school now without the stress of crossing the road in the face of excessive traffic.

We support our local businesses and are heartened by Council statistics showing an increase in footfall and revenue for local businesses over the last year.

We ask the Council to continue working to reduce traffic overall on Wandsworth Bridge Road as this will further increase our quality of life and benefit all those who live in the area, along with those who wish to visit for professional and personal reasons.

We look forward to hearing about the scheme being made permanent at your earliest convenience.

Yours sincerely,

Narborough Street Neighbours for CAN



# Studdridge Street

Fulham – London; SW6

20 October 2023

## **RE: Studdridge Street SW6 Support for Clean Air Neighbourhood Scheme**

Dear Councillor Cowan

We, the undersigned residents of Studdridge Street SW6, are writing this public letter to express our overwhelming support for the Clean Air Neighbourhood (“CAN”) scheme on the west side of Wandsworth Bridge Road. The implementation of this initiative has profoundly improved our quality of life in several ways.

Studdridge Street is a narrow residential street with car parking on either side. Prior to the advent of this scheme, it was unsuitable to handle the high levels of traffic. It had essentially become a feeder road collecting traffic from New Kings Road in a “rat run” to join the Wandsworth Bridge Road and for reverse traffic back to the New Kings Road. Every morning and evening rush hour, traffic would back up on Studdridge Street and surrounding streets. The traffic also blocked Wandsworth Bridge Road as it tried to enter Studdridge Street. At the west end of the street traffic was doing the same from Peterborough Road and Coniger Road. A situation giving rise to air and noise pollution, damage to parked vehicles, aggressive confrontations etc.

Now, since the implementation of the CAN scheme, the traffic on Studdridge Street has diminished dramatically. Enabling residents to enter the street and significantly reduce noise and pollution. It is also a much safer street for pedestrians and cyclists, as well as a place neighbours can walk and meet each other in a much-improved environment. It also encourages residents to go out and use local businesses on Wandsworth Bridge Road and New Kings Road.

Considering the overwhelming positive aspects of the scheme, we urge you to make it permanent. It can never be right to remove the scheme and deliberately impose additional air and noise pollution on residents to the detriment of their health and lives. We acknowledge the leadership of the Council in introducing the scheme and are grateful for your personal involvement in the process of the consultation.

Yours sincerely,

- The undersigned residents of Studdridge Street SW6

To comply with GDPR, the scan of the following signature pages has been submitted only to the below LBHF email leadership addresses (with original signature pages delivered by hand for the attention of Stephen Cowan, Leader, LBHF).

1. [CleanAirNeighbourhoods@lbhf.gov.uk](mailto:CleanAirNeighbourhoods@lbhf.gov.uk)
2. [CLEANsouthfulham@lbhf.gov.uk](mailto:CLEANsouthfulham@lbhf.gov.uk)
3. ben.coleman@lbhf.gov.uk Deputy Leader
4. sharon.holder@lbhf.gov.uk Cabinet Member for Public Realm
5. john.galsworthy@lbhf.gov.uk Director of Climate Change and Transport at Hammersmith & Fulham Council

Complying with GDPR the scan of the following signature pages has been submitted only to the below LBH&F email leadership addresses with original signature pages delivered by hand to Councillor Stephen Cowan, Leader of H&F Council.

[CleanAirNeighbourhoods@lbhf.gov.uk](mailto:CleanAirNeighbourhoods@lbhf.gov.uk)

[CLEANsouthfulham@lbhf.gov.uk](mailto:CLEANsouthfulham@lbhf.gov.uk)

[Ben.Coleman@lbhf.gov.uk](mailto:Ben.Coleman@lbhf.gov.uk) ( Deputy Leader)

[Sharon.holder@lbhf.gov.uk](mailto:Sharon.holder@lbhf.gov.uk) ( Cabinet Member for the Public Realm)

[John.Galsworthy@lbhf.gov.uk](mailto:John.Galsworthy@lbhf.gov.uk) ( Director of Climate Change and Transport)

# Ranelagh Avenue, Fulham, SW6

Councillor Stephen Cowan  
Leader of LBH&F

Dear Councillor Cowan,

## **Subject Edenhurst Avenue,SW6 — support for the Clean Air Neighbourhood Scheme**

The undersigned residents of Ranelagh Avenue, SW6, support of the Clean Air Neighbourhood (CAN) scheme. Its introduction has improved the quality of life in the area, in numerous ways.

As we believe you are aware, Ranelagh Avenue, has been negatively affected over many years by Hurlingham Road being used as a 'rat run' for non-borough through traffic. The sheer volume of that traffic has led to continual long tailbacks and aggravated behaviour, combined with damage to parked cars. Excessive noise and pollution were an inevitable byproduct of the daily jams. Worse, the problems of Hurlingham Road spread among the neighbouring streets, including Ranelagh Avenue, creating anxiety and frustration among residents.

Because of the CAN scheme trial through traffic on Hurlingham Road has reduced dramatically. The result is an improvement in the quality of life of those of us living in Ranelagh Avenue and in the surrounding neighbourhood. Cycling, walking or driving to local shops and parks is easier and, importantly, safer and adds to the sense of local community in the area. The reduction in noise from Hurlingham Road, of cars and their exhaust fumes and horns is noticeable – and very welcome.

Residents of Ranelagh Avenue, listed below, have decided to write to you collectively, urging the Council to make the scheme, or something similar, permanent once the trial is completed. This will bring long term benefits for residents in the whole area.

Yours Sincerely

Undersigned Residents of Ranelagh Avenue , SW6

As per attached signature pages.

Complying with GDPR the scan of the following signature pages has been submitted only to the below LBH&F email leadership addresses with original signature pages delivered by hand to Councillor Stephen Cowan, Leader of H&F Council.

[CleanAirNeighbourhoods@lbhf.gov.uk](mailto:CleanAirNeighbourhoods@lbhf.gov.uk)

[CLEANsouthfulham@lbhf.gov.uk](mailto:CLEANsouthfulham@lbhf.gov.uk)

[Ben.Coleman@lbhf.gov.uk](mailto:Ben.Coleman@lbhf.gov.uk) ( Deputy Leader)

[Sharon.holder@lbhf.gov.uk](mailto:Sharon.holder@lbhf.gov.uk) ( Cabinet Member for the Public Realm)

[John.Galsworthy@lbhf.gov.uk](mailto:John.Galsworthy@lbhf.gov.uk) ( Director of Climate Change and Transport)

## Napier Avenue, Fulham, SW6

Councillor Stephen Cowan  
Leader of LBH&F

Dear Councillor Cowan,

### **Subject Napier Avenue,SW6 — support for the Clean Air Neighbourhood Scheme**

Residents of Napier Avenue, SW6, are overwhelmingly in support of the Clean Air Neighbourhood (CAN) scheme. The introduction of this scheme has profoundly improved the quality of life on the avenue, in numerous ways.

As we believe you are aware, Napier Avenue, has over the years been impacted by Hurlingham Road being used as a 'rat run' for non-borough through traffic. The sheer volume of traffic has led to continual long tailbacks and aggravated behaviour, combined with damage to parked cars. Noise and pollution are a bi product of this mayhem. The problems of Hurlingham Road spread among the neighbouring streets, including Napier Avenue, creating a frenetic atmosphere of anxiety and frustration.

Now because of the CAN scheme trial, through traffic on Hurlingham Road has reduced dramatically. The result is a vast improvement in the quality of life of those living on Napier Avenue and in the surrounding neighbourhood. The impact on the collective health and wellbeing of residents is tangible. Cycling and walking to the local shops and parks has added to the sense of local community. The absence of noise and exhaust pollution is significant.

Residents of Napier Avenue decided to write to you collectively, to urge the Council to make the scheme permanent once the trial is completed. A permanent scheme will prove life changing for our community, both for residents and local businesses and a legacy for future residents and our children, in the pleasant space of South Fulham.

Yours Sincerely

Undersigned Residents of Napier Avenue , SW6  
As per attached signature pages.

Complying with GDPR the scan of the following signature pages has been submitted only to the below LBH&F email leadership addresses with original signature pages delivered by hand to Councillor Stephen Cowan, Leader of H&F Council.

[CleanAirNeighbourhoods@lbhf.gov.uk](mailto:CleanAirNeighbourhoods@lbhf.gov.uk)

[CLEANsouthfulham@lbhf.gov.uk](mailto:CLEANsouthfulham@lbhf.gov.uk)

[Ben.Coleman@lbhf.gov.uk](mailto:Ben.Coleman@lbhf.gov.uk) ( Deputy Leader)

[Sharon.holder@lbhf.gov.uk](mailto:Sharon.holder@lbhf.gov.uk) ( Cabinet Member for the Public Realm)

[John.Galsworthy@lbhf.gov.uk](mailto:John.Galsworthy@lbhf.gov.uk) ( Director of Climate Change and Transport)



## Hurlingham Gardens, Fulham, SW6

Councillor Stephen Cowan  
Leader of LBH&F

Dear Councillor Cowan,

### **Subject Hurlingham Gardens,SW6 — support for the Clean Air Neighbourhood Scheme**

Residents of Hurlingham Gardens, SW6, are overwhelmingly in support of the Clean Air Neighbourhood (CAN) scheme. The introduction of this scheme has profoundly improved the quality of life on the gardens, in numerous ways.

As we believe you are aware, Hurlingham Gardens, has over the years been impacted by Hurlingham Road being used as a 'rat run' for non-borough through traffic. The sheer volume of traffic has led to continual long tailbacks and aggravated behaviour, combined with damage to parked cars. Noise and pollution are a bi product of this mayhem. The problems of Hurlingham Road spread among the neighbouring streets, including Hurlingham Gardens, creating a frenetic atmosphere of anxiety and frustration.

Now because of the CAN scheme trial, through traffic on Hurlingham Road has reduced dramatically. The result is a vast improvement in the quality of life of those living on Hurlingham Gardens and in the surrounding neighbourhood. The impact on the collective health and wellbeing of residents is tangible. Cycling and walking to the local shops and parks has added to the sense of local community. The absence of noise and exhaust pollution is significant.

Residents of Hurlingham Gardens decided to write to you collectively, to urge the Council to make the scheme permanent once the trial is completed. A permanent scheme will prove life changing for our community, both for residents and local businesses and a legacy for future residents and our children, in the pleasant space of South Fulham.

Yours Sincerely

Undersigned Residents of Hurlingham Gardens, SW6  
As per attached signature pages.



Complying with GDPR the scan of the following signature pages has been submitted only to the below LBH&F email leadership addresses with original signature pages delivered by hand to Councillor Stephen Cowan, Leader of H&F Council.

[CleanAirNeighbourhoods@lbhf.gov.uk](mailto:CleanAirNeighbourhoods@lbhf.gov.uk)

[CLEANsouthfulham@lbhf.gov.uk](mailto:CLEANsouthfulham@lbhf.gov.uk)

[Ben.Coleman@lbhf.gov.uk](mailto:Ben.Coleman@lbhf.gov.uk) ( Deputy Leader)

[Sharon.holder@lbhf.gov.uk](mailto:Sharon.holder@lbhf.gov.uk) ( Cabinet Member for the Public Realm)

[John.Galsworthy@lbhf.gov.uk](mailto:John.Galsworthy@lbhf.gov.uk) ( Director of Climate Change and Transport)