

Police VAWG Data

Domestic Violence and Abuse (DVA)

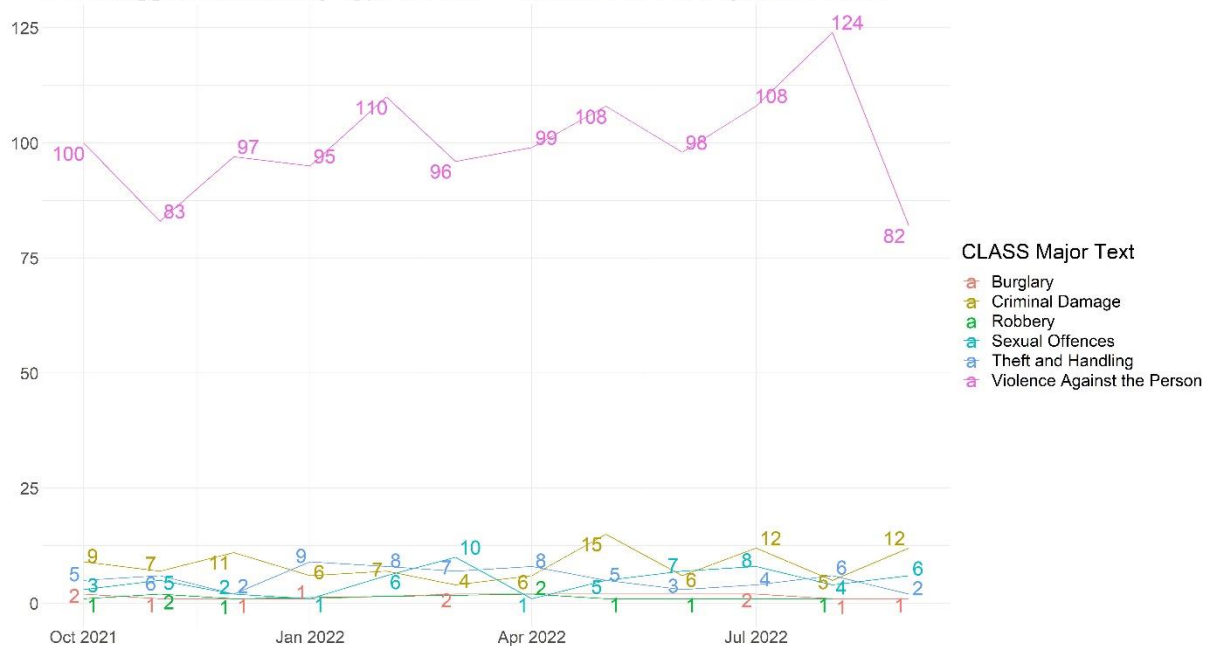
There were 493 DVA flagged offences in Hammersmith & Fulham from October 2021 to September 2022.

Total DVA Flagged Offences in LBHF - October 2021 to September 2022

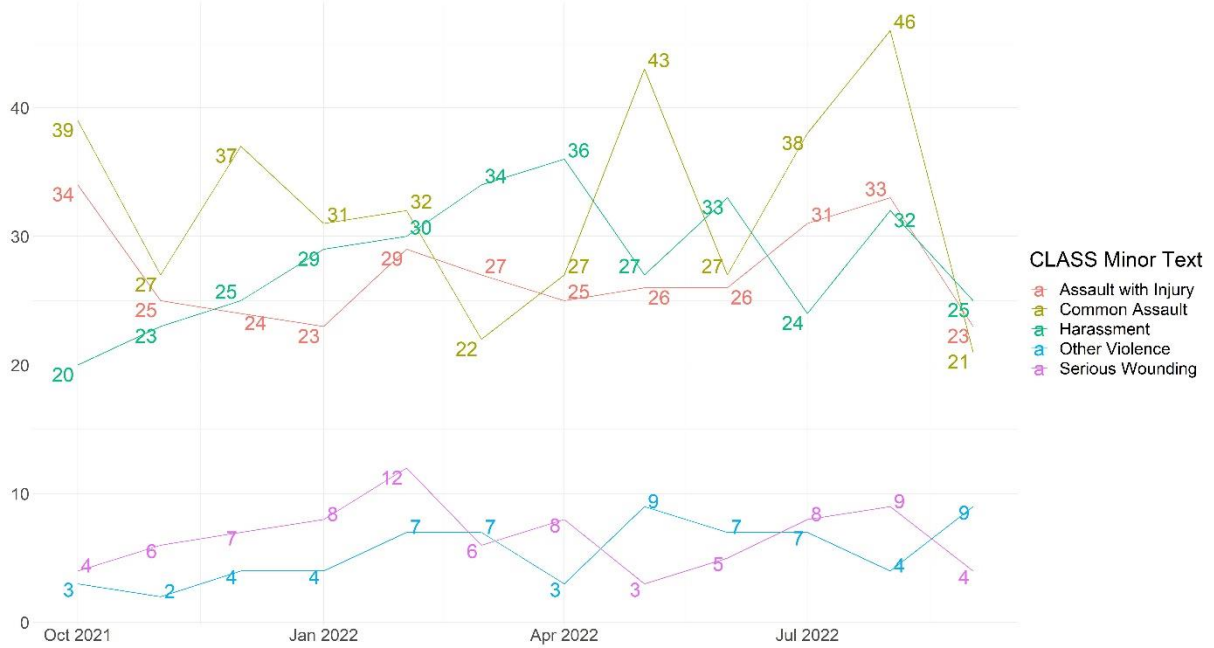


83% of total DVA flagged offences reported to the MPS are Violence Against the Person.

DVA Flagged Offences by Type in LBHF - October 2021 to September 2022



DVA Violence Against the Person Offences in LBHF - October 2021 to September 2022



33% of DVA flagged Violence Against the Person offences reported to the MPS are Common Assault.

28% of DVA flagged Violence Against the Person offences reported to the MPS are Harassment.

27% of DVA flagged Violence Against the Person offences reported to the MPS are Assault with Injury.

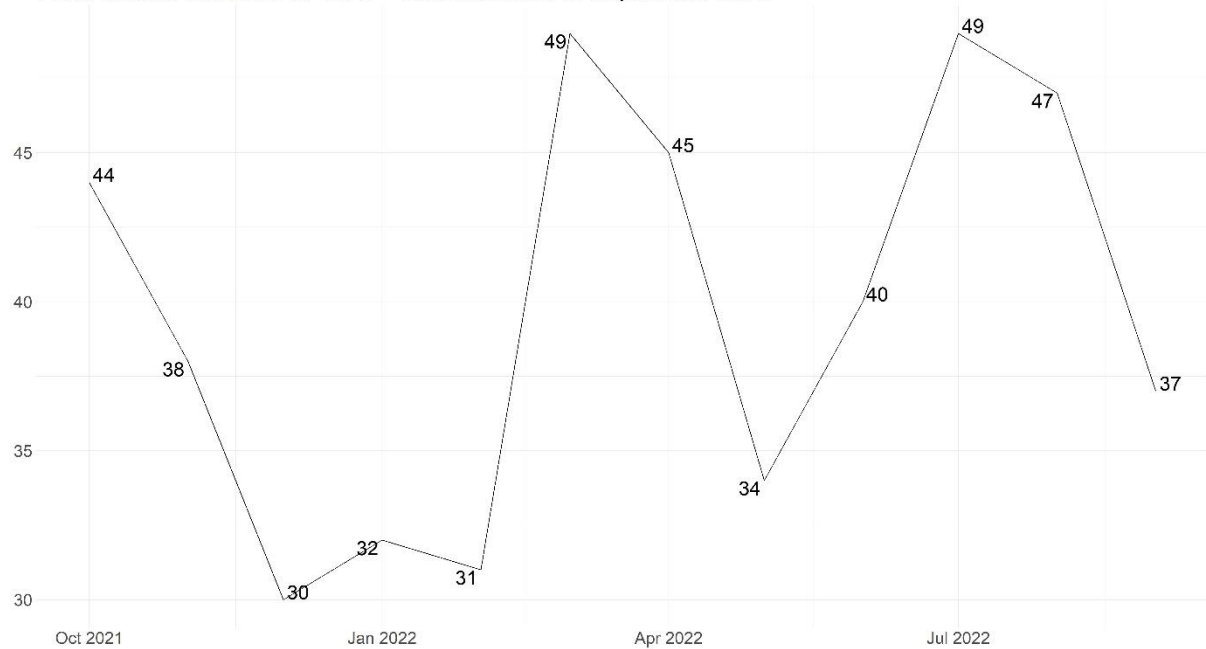
7% of DVA flagged Violence Against the Person offences reported to the MPS are Serious Wounding.

6% of DVA flagged Violence Against the Person offences reported to the MPS are Other Violence.

Sexual Offences

There were 476 Sexual Offences in Hammersmith & Fulham from October 2021 to September 2022.

Total Sexual Offences in LBHF - October 2021 to September 2022



74% of Sexual Offences reported to the MPS are Other Sexual Offences.

26% of Sexual Offences reported to the MPS are rape.

Sexual Offences in LBHF - October 2021 to September 2022

