

H&F Dementia Strategy - People Living with Dementia: Summary report

This report was created on Thursday 01 April 2021 at 14:09 and includes 8 responses.

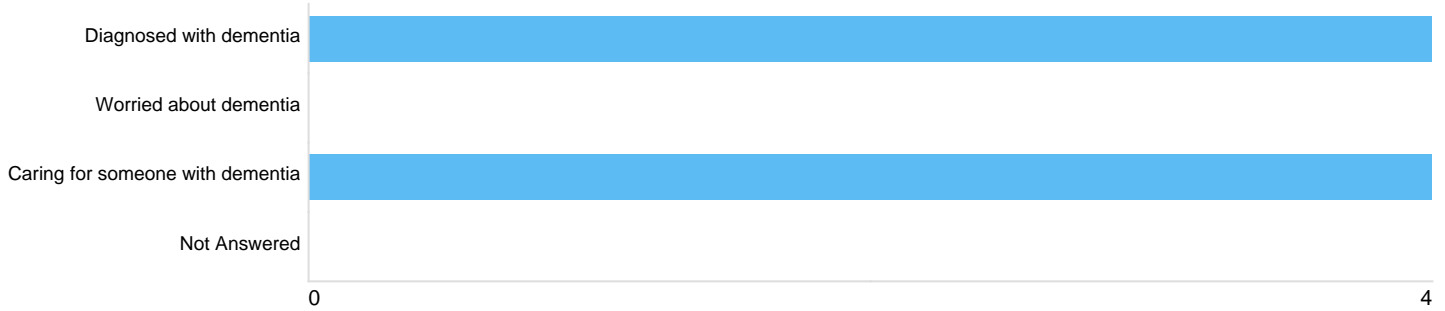
The consultation ran from 10/02/2021 to 05/03/2021.

Contents

Question 1: You are	2
who you are	2
Question 2: Do you live in the London Borough of Hammersmith & Fulham?	2
where you live	2
Question 3: Do you care for someone in the London Borough of Hammersmith & Fulham?	2
where you care for someone	2
Question 4: Please leave an email address and choose "Yes" if you are happy for us to contact you in the future?	3
If yes, please type email address	3
Email address	3
Question 5: What would you say are the 3 most important things to include in a service for people living with dementia?	3
important things in a service	3
Question 6: What works well for you?	3
what works well for you	3
Question 7: What doesn't work well and needs to be improved?	3
what doesn't work well	3
Question 8: What would make it easier to access services?	3
how can we make services easier to access?	3
Question 9: What physical changes could be made in the community to make things easier for you?	3
physical access in the community	3
Question 10: How could people in the community make things easier for you (neighbours, shopkeepers, passers-by)?	3
how can the community help?	3
Question 11: Who do you look to for support ?	4
support	4
If Other, please specify	4
Question 12: Are you self-funding?	4
funding	4
Question 13: Do you have any of the following?	5
plans/packages	5
Question 14: What is your experience of obtaining a diagnosis?	5
diagnosis experience	5
If Other, please specify	5
Question 15: What is your experience of obtaining support after diagnosis?	6
support post-diagnosis	6
If other, please specify	6
Question 16: What is your experience of obtaining care?	6
obtaining care	6
If Other, please specify	6
Question 17: Would you like to comment about your experiences during Covid-19?	6
covid 19 experience	6

Question 1: You are

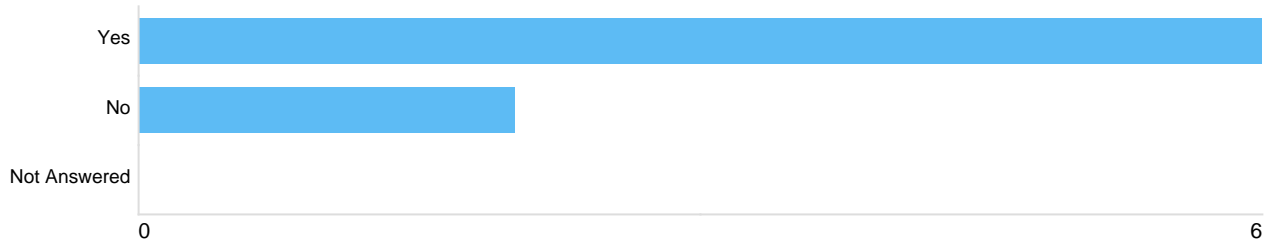
who you are



Option	Total	Percent
Diagnosed with dementia	4	50.00%
Worried about dementia	0	0.00%
Caring for someone with dementia	4	50.00%
Not Answered	0	0.00%

Question 2: Do you live in the London Borough of Hammersmith & Fulham?

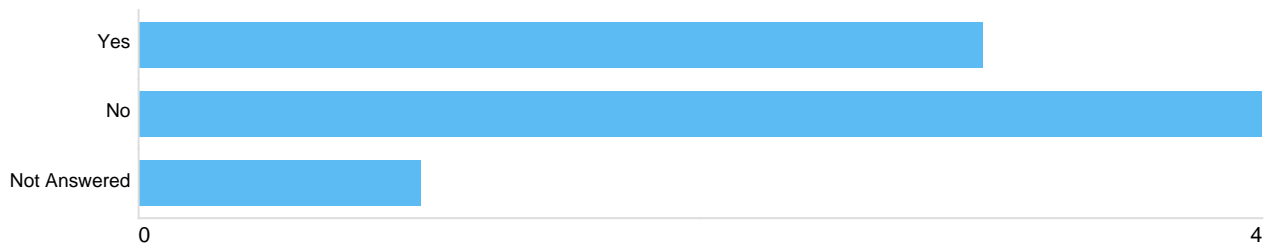
where you live



Option	Total	Percent
Yes	6	75.00%
No	2	25.00%
Not Answered	0	0.00%

Question 3: Do you care for someone in the London Borough of Hammersmith & Fulham?

where you care for someone



Option	Total	Percent
Yes	3	37.50%
No	4	50.00%
Not Answered	1	12.50%

Question 4: Please leave an email address and choose "Yes" if you are happy for us to contact you in the future?

If yes, please type email address



Option	Total	Percent
Yes	1	12.50%
No	6	75.00%
Not Answered	1	12.50%

Email address

There were **5** responses to this part of the question.

Question 5: What would you say are the 3 most important things to include in a service for people living with dementia?

important things in a service

There were **8** responses to this part of the question.

Question 6: What works well for you?

what works well for you

There were **7** responses to this part of the question.

Question 7: What doesn't work well and needs to be improved?

what doesn't work well

There were **8** responses to this part of the question.

Question 8: What would make it easier to access services?

how can we make services easier to access?

There were **8** responses to this part of the question.

Question 9: What physical changes could be made in the community to make things easier for you?

physical access in the community

There were **7** responses to this part of the question.

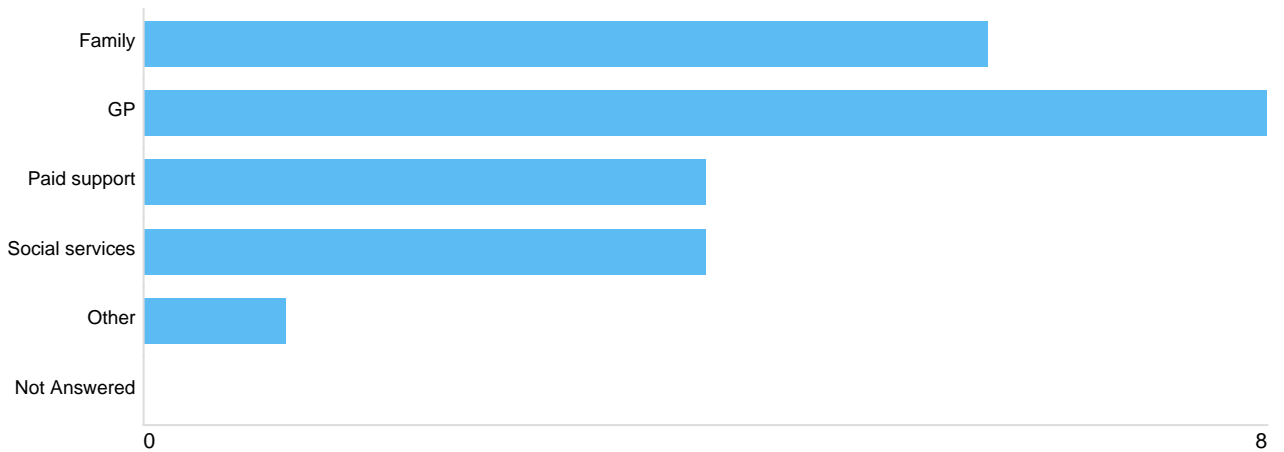
Question 10: How could people in the community make things easier for you (neighbours, shopkeepers, passers-by)?

how can the community help?

There were **6** responses to this part of the question.

Question 11: Who do you look to for support ?

support



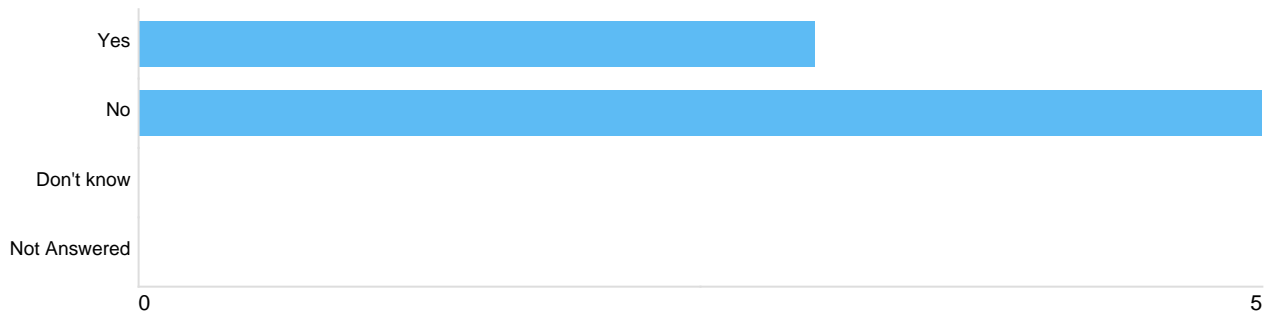
Option	Total	Percent
Family	6	75.00%
GP	8	100.00%
Paid support	4	50.00%
Social services	4	50.00%
Other	1	12.50%
Not Answered	0	0.00%

If Other, please specify

There were 2 responses to this part of the question.

Question 12: Are you self-funding?

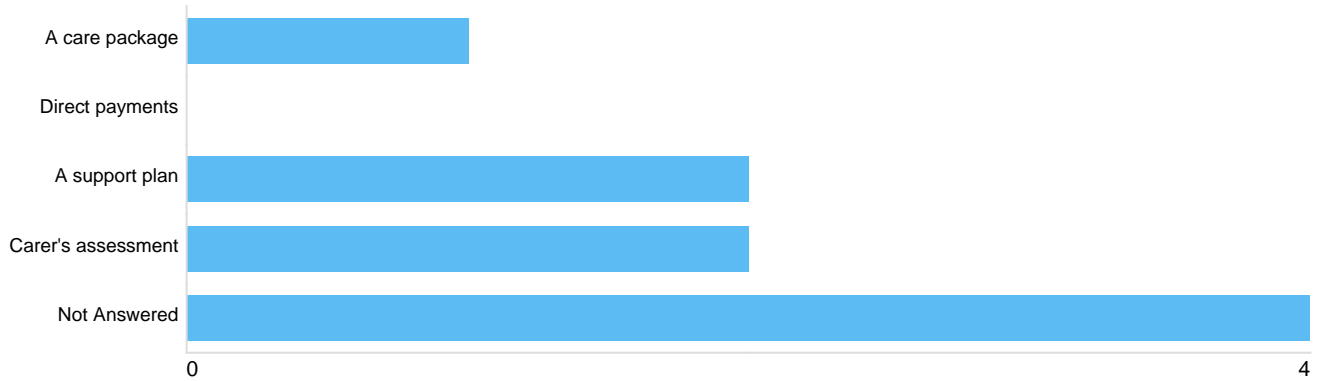
funding



Option	Total	Percent
Yes	3	37.50%
No	5	62.50%
Don't know	0	0.00%
Not Answered	0	0.00%

Question 13: Do you have any of the following?

plans/packages



Option	Total	Percent
A care package	1	12.50%
Direct payments	0	0.00%
A support plan	2	25.00%
Carer's assessment	2	25.00%
Not Answered	4	50.00%

Question 14: What is your experience of obtaining a diagnosis?

diagnosis experience



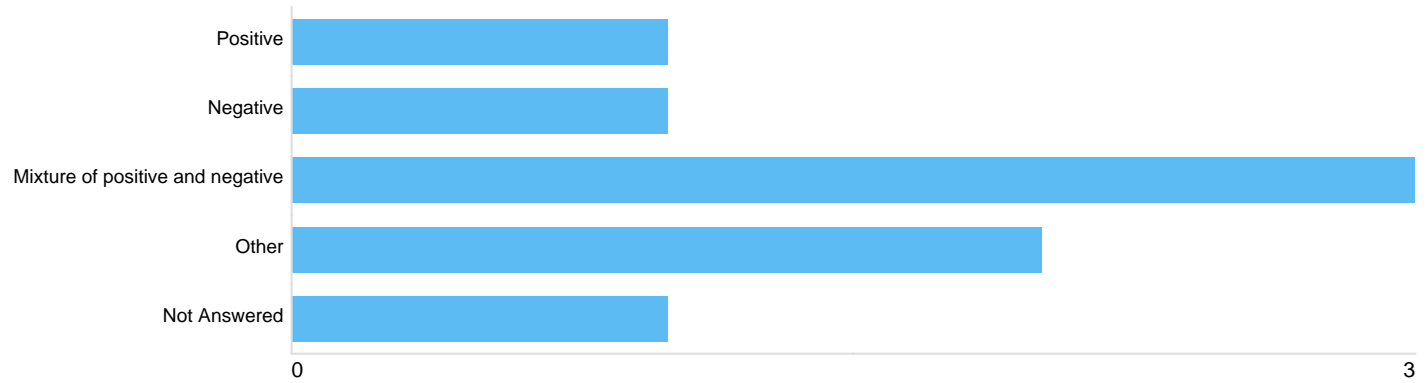
Option	Total	Percent
Positive	1	12.50%
Negative	0	0.00%
Mixture of positive and negative	1	12.50%
Other	6	75.00%
Not Answered	0	0.00%

If Other, please specify

There were 5 responses to this part of the question.

Question 15: What is your experience of obtaining support after diagnosis?

support post-diagnosis



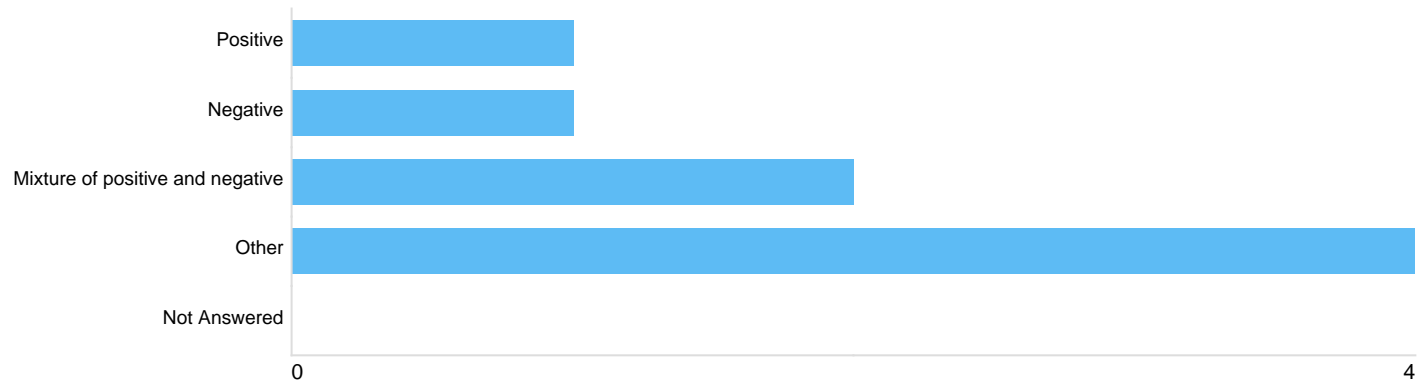
Option	Total	Percent
Positive	1	12.50%
Negative	1	12.50%
Mixture of positive and negative	3	37.50%
Other	2	25.00%
Not Answered	1	12.50%

If other, please specify

There were 2 responses to this part of the question.

Question 16: What is your experience of obtaining care?

obtaining care



Option	Total	Percent
Positive	1	12.50%
Negative	1	12.50%
Mixture of positive and negative	2	25.00%
Other	4	50.00%
Not Answered	0	0.00%

If Other, please specify

There were 4 responses to this part of the question.

Question 17: Would you like to comment about your experiences during Covid-19?

covid 19 experience

There were 3 responses to this part of the question.