

Row Labels	Count of Where do you live?	
Greater London	4,159	48%
UK	2,386	28%
4 Northern Wards	1,654	19%
Rest of H&F	342	4%
Abroad	111	1%
Not Answered	130	
Grand Total	8,782	
<b>Grand Total (excl. not answered)</b>	<b>8,652</b>	

**Notes:**

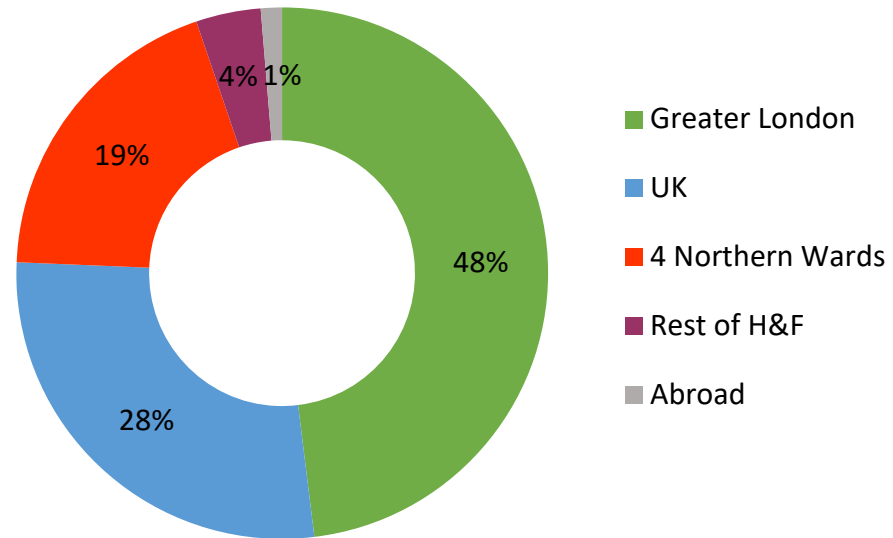
Greater London - excluding H&F

UK - excluding London

4 northern wards - College Park & Old Oak, Wormholt & White City, Sh

Rest of H&F - excluding 4 northern wards

Q1: Where do you live?



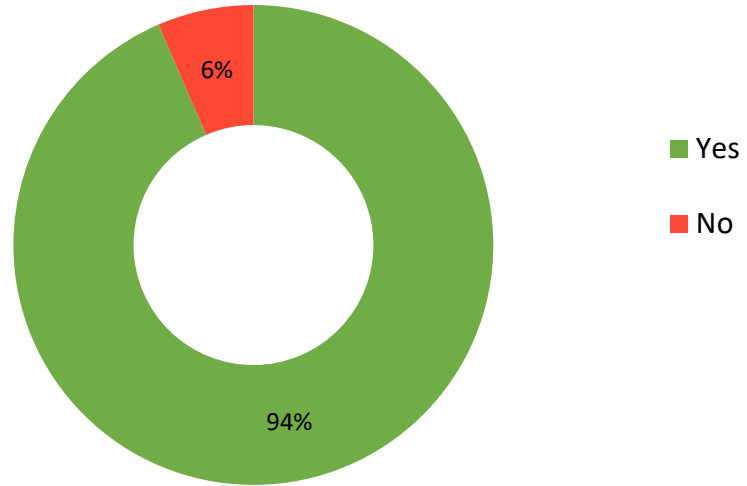
Provided by Business Intelligence Services, PSR

**Row Labels**

Yes	8126	94%
No	562	6%
Not Answered	94	
Grand Total	8,782	
<b>Grand Total (excl. not answered)</b>	<b>8,688</b>	

**Count of Were you aware of the Linford Christie Stadium?**

Q2: Were you aware of the Linford Christie Stadium?



Provided by Business Intelligence Services, PSR

Row Labels	Count of What is your connection to the Linford Christie Stadium?	
I use the facilities at the stadium	4,075	49%
I live locally	3,276	40%
Other connection	1,826	22%
I work locally	1,294	16%
No connection	78	1%
Not Answered	492	
Grand Total	8,782	
<b>Grand Total (excl. not answered)</b>	<b>8,290</b>	

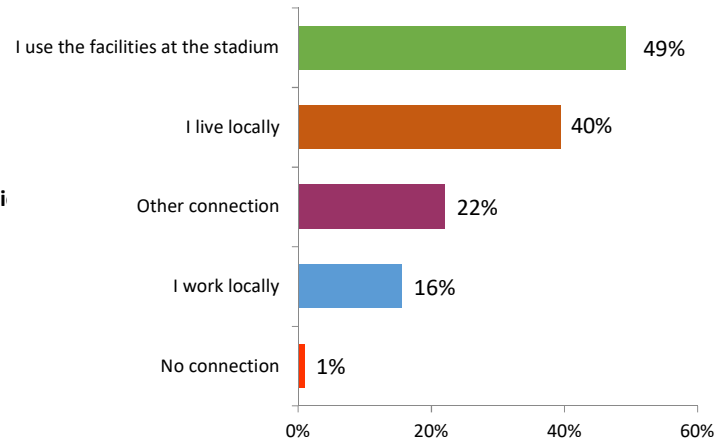
Row Labels	Count of Use the facilities	
Football	2,736	56%
Pitches on the Scrubs	1,269	26%
Athletics	843	17%
Hockey	80	2%
<b>Grand Total</b>	<b>4,928</b>	

**Other connection (main):**

- A QPR supporter
- Family live nearby
- Children use the stadium
- Former resident of the area
- Grew up in the area
- Used facilities in past
- Dog walking
- Walking
- School sports day
- Wormwood Scrubs pony centre

Provided by Business Intelligence Services, PSR

Q3: What is your connection to the Linford Christie Stadium?



**Row Labels**

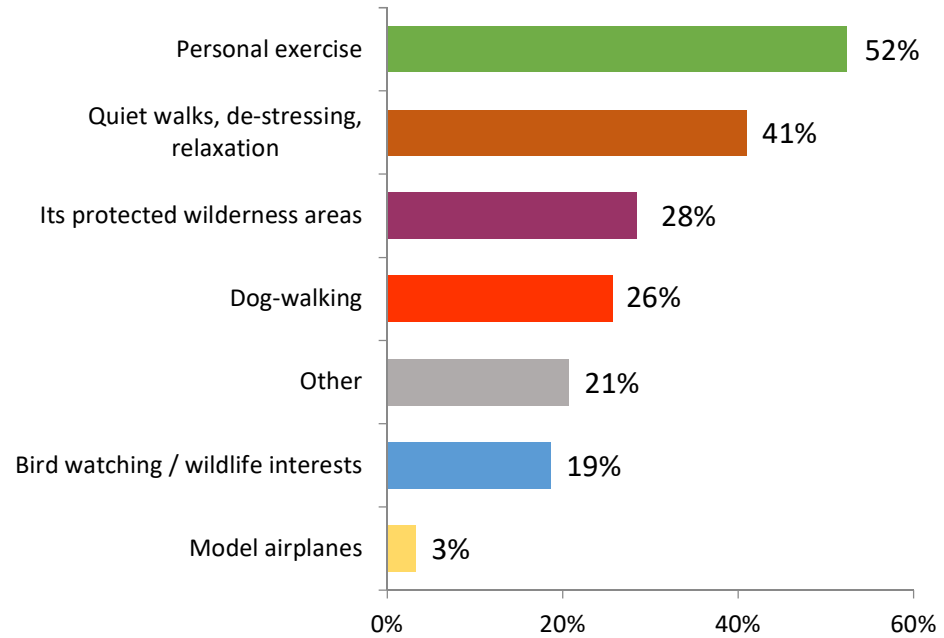
Personal exercise	3,935	52%
Quiet walks, de-stressing, relaxation	3,079	41%
Its protected wilderness areas	2,141	28%
Dog-walking	1,936	26%
Other	1,556	21%
Bird watching / wildlife interests	1,401	19%
Model airplanes	245	3%
Not Answered	1,263	
Grand Total	8,782	
<b>Grand Total (excl. not answered)</b>	<b>7,519</b>	

**Other values (main):**

- Children's play area
- Green open space
- Fresh air
- Potential space for QPR stadium

**Count of Wormwood Scrubs. What do you value it for?**

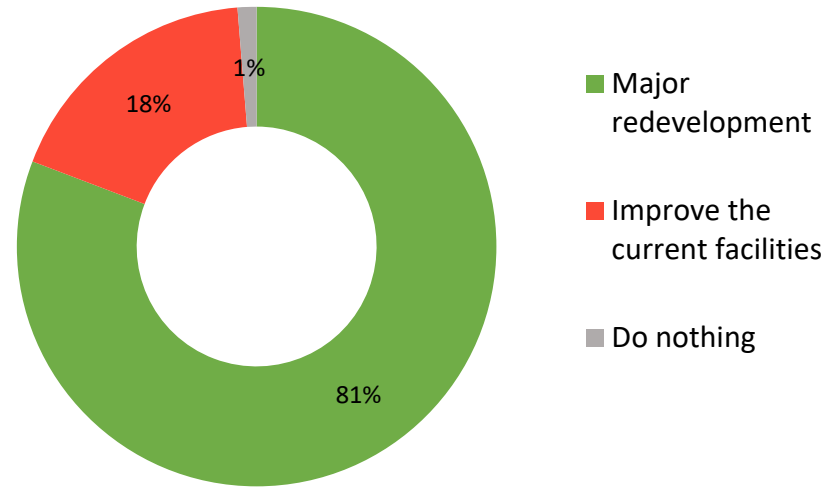
Q4: What do you value Wormwood Scrubs for?



Row Labels	Count	Percentage
Major redevelopment	7020	81%
Improve the current facilities	1561	18%
Do nothing	110	1%
Not Answered	91	
Grand Total	8,782	
<b>Grand Total (excl. not answered)</b>	<b>8,691</b>	

Count of Which of the following options do you prefer for the Linford Christie Stadium?

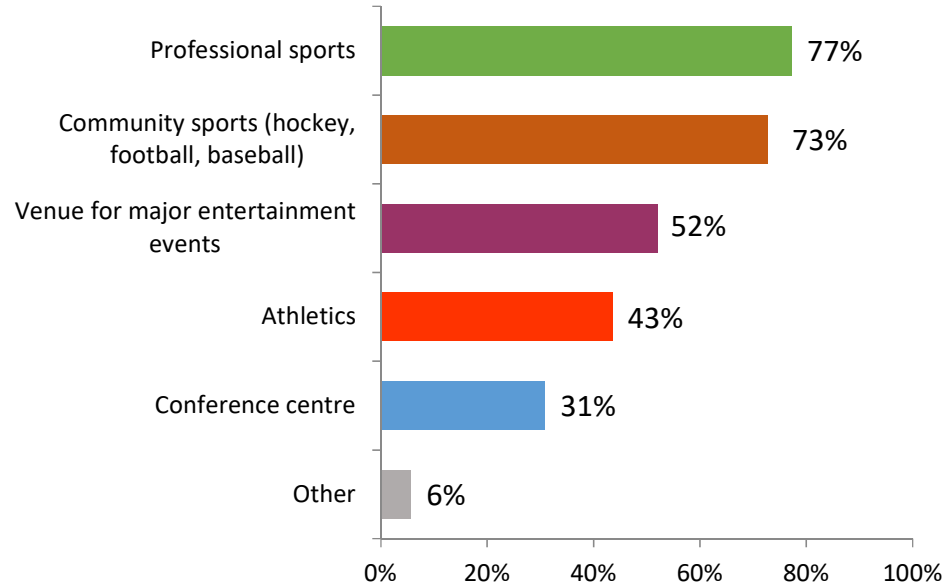
Q5: Which of the following options do you prefer for the Linford Christie Stadium?



Provided by Business Intelligence Services, PSR

Row Labels	Count of What kind of uses should the council and the Trust consider?	
Professional sports	6,662	77%
Community sports (hockey, football, I	6,283	73%
Venue for major entertainment even	4,497	52%
Athletics	3,751	43%
Conference centre	2,659	31%
Other	484	6%
Not Answered	151	
Grand Total	8,782	
<b>Grand Total (excl. not answered)</b>	<b>8,631</b>	

Q6: What kind of uses should the council and the Trust consider?



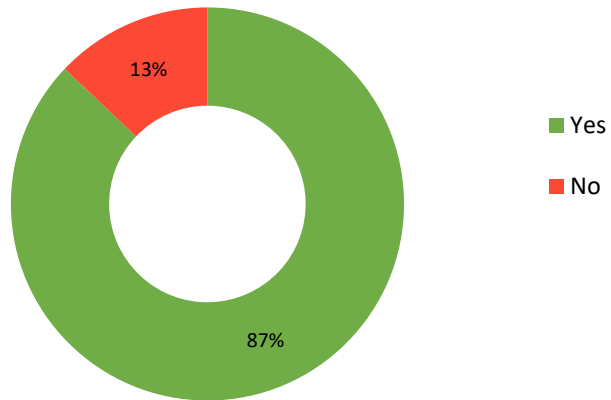
Provided by Business Intelligence Services, PSR

**Row Labels**

Yes	7378	87%
No	1097	13%
Not Answered	307	
Grand Total	8,782	
<b>Grand Total (excl. not answered)</b>	<b>8,475</b>	

**Count of Would you like to see better facilities within the stadium for the benefit of users of Wormwood Scrubs e.g. changing rooms, café?**

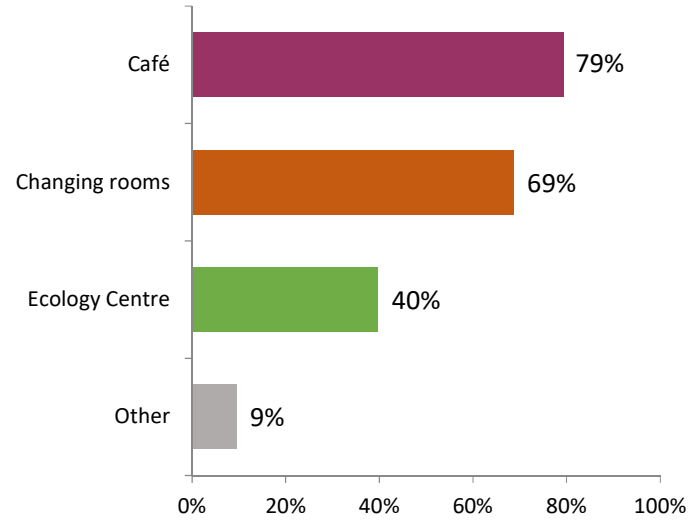
Q7: Would you like to see better facilities within the stadium for the benefit of users of Wormwood Scrubs?



Provided by Business Intelligence Services, PSR

Row Labels	Count	Percentage
Café	6096	79%
Changing rooms	5269	69%
Ecology Centre	3049	40%
Other	723	9%
Not Answered	1,104	
Grand Total	8,782	
<b>Grand Total (excl. not answered)</b>	<b>7,678</b>	

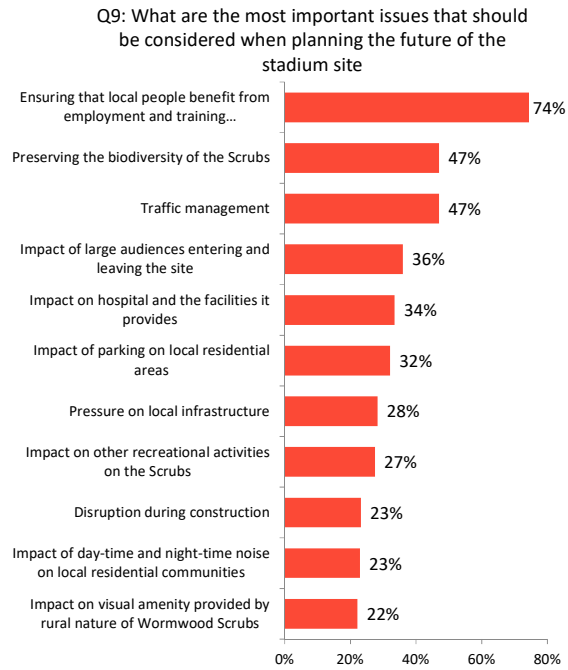
Q8: Which additional facilities would you like to see within the Stadium site?



Provided by Business Intelligence Services, PSR



Row Labels	Count	Percentage
Impact on visual amenity provided by rural nature of Wormwood Scrubs	1,842	22%
Impact of day-time and night-time noise on local residential communities	1,904	23%
Disruption during construction	1,932	23%
Impact on other recreational activities on the Scrubs	2,285	27%
Pressure on local infrastructure	2,349	28%
Impact of parking on local residential areas	2,671	32%
Impact on hospital and the facilities it provides	2,786	34%
Impact of large audiences entering and leaving the site	2,992	36%
Traffic management	3,907	47%
Preserving the biodiversity of the Scrubs	3,908	47%
Ensuring that local people benefit from employment and training opportunities	6,186	74%
Not Answered	468	
<b>Grand Total</b>	<b>8,782</b>	
<b>Grand Total (excl. not answered)</b>	<b>8,314</b>	



Provided by Business Intelligence Services, PSR